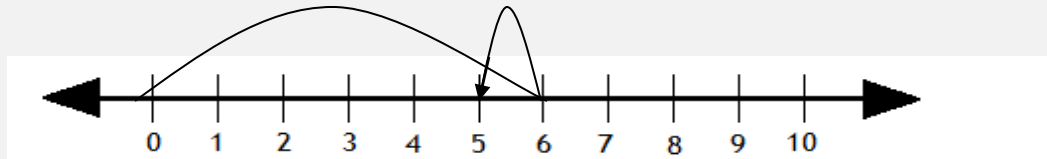


Subtracting using number lines

Grade 1 Subtraction Worksheet

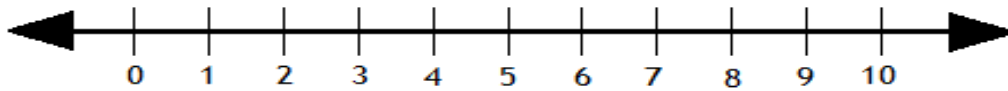
Subtract by drawing hops on the number line.

Example:



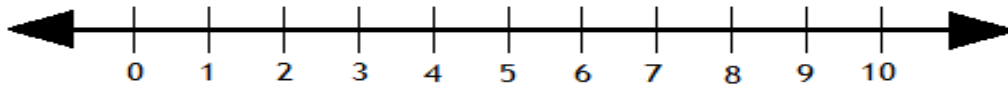
$$6 - 1 = \boxed{5}$$

1.



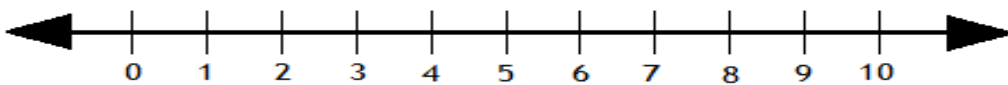
$$3 - 1 = \boxed{}$$

2.



$$9 - 5 = \boxed{}$$

3.



$$10 - 3 = \boxed{}$$

4.



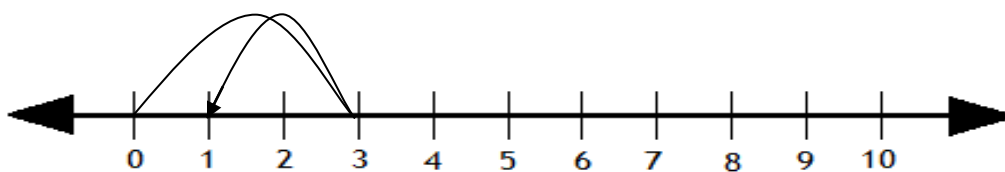
$$7 - 6 = \boxed{}$$

Subtracting using number lines

Grade 1 Subtraction Worksheet

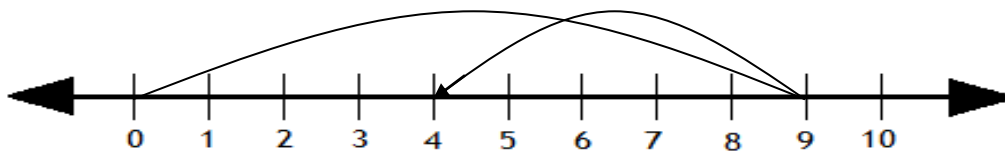
Answers

1.



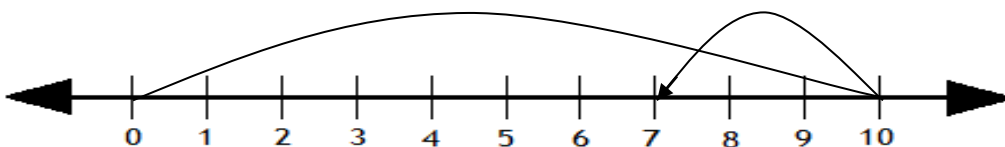
$$3 - 1 = 2$$

2.



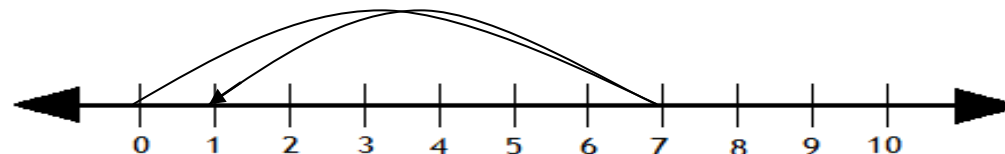
$$9 - 5 = 4$$

3.



$$10 - 3 = 7$$

4.



$$7 - 6 = 1$$