



BIBLE

Teacher's Guide Part 1



▶ **1st Grade**

.....

BIBLE 100

Teacher's Guide Part 1

LIFEPAC® Overview **3**

BIBLE SCOPE & SEQUENCE | 4

TEACHING SUPPLEMENTS | 14

STRUCTURE OF THE LIFEPAC
CURRICULUM | 8

Unit 1: God Created All Things **21**

TEACHER NOTES | 22

ALTERNATE LIFEPAC TEST | 95

STUDENT WORKSHEETS | 67

Unit 2: God Loves His Children **99**

TEACHER NOTES | 100

ALTERNATE LIFEPAC TEST | 147

STUDENT WORKSHEETS | 136

Unit 3: We Can Pray **149**

TEACHER NOTES | 150

ALTERNATE LIFEPAC TEST | 221

STUDENT WORKSHEETS | 201

Unit 4: God Wants You to Do Good Things **225**

TEACHER NOTES | 226

ALTERNATE LIFEPAC TEST | 267

STUDENT WORKSHEETS | 261

Unit 5: Old Testament Stories **269**

TEACHER NOTES | 270

ALTERNATE LIFEPAC TEST | 315

STUDENT WORKSHEETS | 303

Cumulative Word List **317**

Cumulative List of Memory Verses **319**

Author:

Alpha Omega Publications

Editor:

Alan Christopherson, M.S.

Media Credits:

Page 22: © Digital Vision, Photodisc, Thinkstock; **24:** © bluananas, iStock, Thinkstock; **35, 72:** © ksenya_savva, iStock, Thinkstock; **35, 73:** © vitasunny, iStock, Thinkstock; **43, 89:** © PinkPueblo, iStock, Thinkstock; **44, 90, 96:** © rosinka, iStock, Thinkstock; **45:** © gmarc, iStock, Thinkstock; **52, 100, 119, 196, 248:** © Annasunny, iStock, Thinkstock; **56, 151:** © zzve, iStock, Thinkstock; **70:** © YURY111, iStock, Thinkstock; **84:** © Daniel Cole, Hemera, Thinkstock; **85:** © Cory Thoman, iStock, Thinkstock; **96:** © AlexanderPokusay, iStock, Thinkstock; **97:** © yokosung, iStock, Thinkstock; **116:** © LeeYenz, iStock, Thinkstock; **123:** © Mary Kay Mickiewicz, iStock, Thinkstock; **125:** © jessie974, iStock, Thinkstock; **129:** © Jose Luis Pelaez Inc, Blend Images, Thinkstock; **131:** © colematt, iStock, Thinkstock; **150, 175, 188, 189, 191, 218:** © artisticco, iStock, Thinkstock; **154:** © evgenyatamanenko, iStock, Thinkstock; **158:** © MasaruHorie, iStock, Thinkstock; **160, 181:** © Stockbyte, Thinkstock; **172, 210:** © ET-ARTWORKS, iStock, Thinkstock; **173:** © KakigoriStudio, iStock, Thinkstock; **184, 226, 230:** © Askold Romanov, iStock, Thinkstock; **233, 235:** © Jupiterimages, Stockbyte, Thinkstock; **243, 250:** © NiwatSingsamarn, iStock, Thinkstock; **245:** © wonwhan, iStock, Thinkstock; **253:** © Jupiterimages, LiquidLibrary, Thinkstock; © C-Creative_Outlet, iStock, Thinkstock; **255:** © Michael Henderson, iStock, Thinkstock; **270:** © Oleg Erin, iStock, Thinkstock; **277, 279, 299, 301:** © Bullet_Chained, iStock, Thinkstock.



**804 N. 2nd Ave. E.
Rock Rapids, IA 51246-1759**

© MCMXCVI by Alpha Omega Publications, Inc. All rights reserved.
LIFEPAC is a registered trademark of Alpha Omega Publications, Inc.

All trademarks and/or service marks referenced in this material are the property of their respective owners. Alpha Omega Publications, Inc. makes no claim of ownership to any trademarks and/or service marks other than their own and their affiliates, and makes no claim of affiliation to any companies whose trademarks may be listed in this material, other than their own.

INSTRUCTIONS FOR FIRST GRADE BIBLE

The first grade Teacher's Guides of the LIFEPAAC curriculum are designed to provide a step-by-step procedure that will help the teacher prepare for and present each lesson effectively. In the early LIFEPAACs, the teacher should read the directions and any other sentences to the children. However, as the school year progresses, the student should be encouraged to begin reading and following his own instructional material in preparation for the independent study approach that begins at the second grade level.

This section of the Teacher's Guide includes the following teacher aids:

- 1) Teacher Instruction Pages
- 2) Cumulative Word List
- 3) Cumulative Memory Verse List

The Teacher Instruction Pages list the Concept to be taught as well as Student Objectives and Goals for the Teacher. The Teaching Page contains directions for teaching that page. The Activities section at the end of each lesson is optional and may be used to reinforce or expand the concepts taught.

Materials needed are usually items such as pencils and crayons which are readily available. Additional items that may be required

are writing tablets or any lined paper, alphabet cards, color and number charts, and flashcards for vocabulary words.

The Cumulative Word List is made up of words introduced at least once in one of the ten subject LIFEPAACs. An asterisk (*) following a word indicates a direction-word that the children will need to know by sight to complete the work independently. Sight words are words that either are needed before their phonetic presentation or do not follow the standard phonetic rules. These words need to be learned through memorization and children should be drilled on them frequently. The drill may be done by use of a chart posted in a prominent place, by word card drills, or by word recognition or meaning games. Some words on the Cumulative Word List are not expected to be part of the student's reading vocabulary but part of his speaking vocabulary for better understanding of subject content.

A Cumulative List of Memory Verses is included in the back of this guide. This can be duplicated and kept for easy reference as the students work on learning the verses.

PAGE 6: GOD CREATED NIGHT

MATERIALS NEEDED

- pencils
- crayons
- construction paper
- scissors
- paper punch
- coat hanger
- string
- writing tablet
- Worksheets 2 and 3

Concept:

God created night.

Objective:

I can name what God created.

Teacher Goal:

To teach the children that God created night.

Bible References:

Genesis 1:4-5, 14-19

Reading Integration:

Speaking in a group, letter /n/, writing words, listening, left to right, oral directions

Vocabulary:

(night)

Note: Vocabulary words in parentheses were previously introduced and are being reviewed.

Teaching Page 6:

Read the page to the children as they listen. Read the page again as they follow along. Read the Bible reference to the children.

Talk about darkness. Point out that they do not need to be afraid of the darkness because it is God's darkness. God made it, and it is good.

Ask:

"How is nighttime different from daytime?" (Nighttime is dark; daytime is light.)

"Why do you think that God gave us the gift of darkness?" (so that we could rest quietly at night)

"Can you think of some things that you do at night that you do not do in the daytime?" (Most people sleep at night rather than during the day.)

GOD CREATED ALL THINGS | Unit 1

God Created Night

(Genesis 1:4-5, 14-19)

God created night.
It was very dark.
God made lights for night.
God made the moon.
God made the stars.




6 | Section 1

BIBLE 101

ALTERNATE LIFEPAK TEST

Name _____

Date _____



Circle *yes* or *no*.

God made me.	yes	no
Trees can think.	yes	no
I am not special.	yes	no
No one else is just like me.	yes	no
God made flowers.	yes	no

Say your *two* memory verses.

PAGE 12: ACTIVITY PAGE

MATERIALS NEEDED

- pencil
- Worksheet 7

Concept:

Review the story of Esther.

Teacher Goal:

Relate the story of Esther (God had a special plan for her) to the student's life.

Reading Integration:

Patterns, reading directions

Teaching Page 12:

Review the story of Esther. Tell the students that God had a special plan for Esther. Esther did not know about God's plan at the time, but she still obeyed and loved God. We have this promise that God is with us, and we can give Him our worries and cares.

Read the directions at the top of page 12. Assign the top of page 12.

Put some sequencing examples on the board. Read the directions of the bottom of page 12. Assign the bottom of page 12.


Activity:

Review the directions for Worksheet 7 with the students. Assign Worksheet 7.

The students should prepare for the Self Test. Ask the students to look over and read the Self Test but they should not write the answers to any questions. After looking over the Self Test the students should go to the beginning of the unit and reread the text and review the answers to the activities up to the Self Test.

The students are to complete the Self Test the next school day. This should be done under regular test conditions without allowing the students to look back. A good idea is to clip the pages together before the test.

GOD LOVES HIS CHILDREN | Unit 2




Write the word on the line.








Mordecai was Esther's cousin
cousin / aunt








Esther became queen
king / queen








God helped Queen Esther to save her people
house / people











Draw on the line what comes next.



Before you take the Self Test, study what you have read and done. The Self Test will check what you remember.

12 | Section 1

Student Worksheet | Bible 102

Bible Verse Review: Fill in the blanks.

Peter you 7 care careth Him


"Casting all your care upon

Him ; for he careth

for you ."

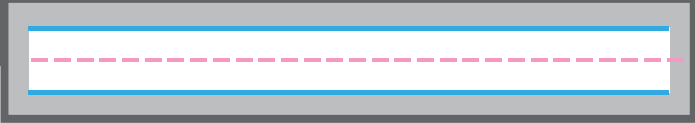
1 Peter 5: 7

Bible 102
Worksheet 7
with page 12



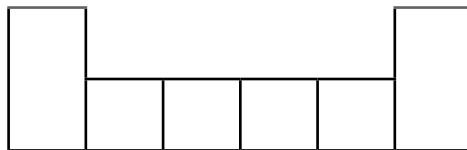
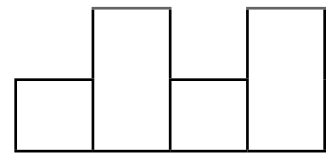
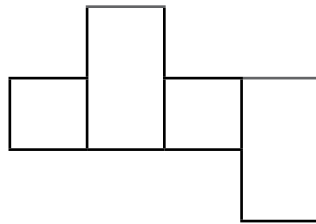
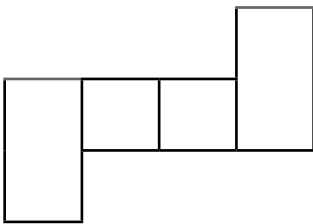
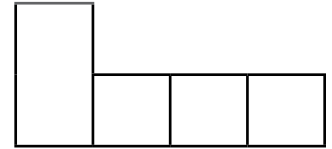
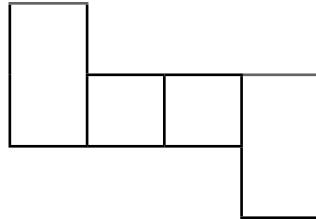
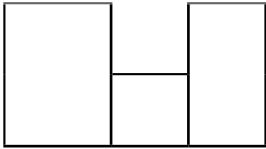
Teacher Check _____
Initial _____ Date _____

142



Look at the shapes of the letters in each of the words.
Match them with the boxes and write the word.

God good friend love obey idol king



Bible 102
Worksheet 3
with page 4



Teacher Check

Initial

Date

PAGE 4: WE CAN ASK GOD FOR HELP

MATERIALS NEEDED

- pencils
- crayons
- writing tablet
- adhesive bandages (1 per child)
- Worksheets 1, 2, and 3

Objective:

I can tell that praying is talking with God.

Teacher Goal:

To teach the children to understand that they can ask for God's help whenever they need it.

Bible Reference:

Luke 11:9-13

Reading Integration:

Left to right, listening, small-group discussion

Vocabulary:

problem, themselves

Teaching Page 4:

Read the page to the children. Read it again as they follow along. Read the Bible reference verse to the children.

Simply discuss some of the problems a child could have with which they might need help. *Example:* They might need help in completing their homework. They might need help with a friend.

Here you can relate this discussion with the topic on page 3 regarding praying for others. Point out that a child can also ask God to help a family member or a friend with a problem.

Activities:

1. Do Worksheet 1.

Have the children fill in the writing space with a problem that needs fixing. Have them write their name. Have them place an adhesive bandage in the space provided for

WE CAN PRAY | Unit 3

We Can Ask God for Help


(Luke 11:9)

If we have a problem,
we can ask God to help us.



4 | Section 1

Bible 103 | Student Worksheet



In Jesus's name,
amen.

This is from

Dear God,
Can you help me with
this problem?

Bible 103
Worksheet 1
with page 4



Teacher Check

Initial _____ Date _____

PAGE 25: ACTIVITY PAGE

MATERIALS NEEDED

- pencils
- Worksheet 15

Teaching Page 25:

Read the page to the children. Read it again as they listen.

Discuss the activity for this page. Ask the children to volunteer to share their special times and places for each day. Help the children to understand how to fill out the prayer chart.

Help the children to fill out the prayer chart. You might need to read it along with them.

Activities:

1. Do Worksheet 15.

Read the page to the children. Then read it along with them as they do the page. This activity is similar to the activity of the prayer chart on page 25. This worksheet lists the days of the week and asks the children to write one thing that they are thankful for each day. Help them with spelling words they do not know.

2. See how many of the children can say the names of the days of the week in order.

Ask volunteers to go the board. Say a day of the week to the child and ask him to write it on the board. When the writing is complete, check it and let the child choose the next child to go to the board to write the next day of the week, and so on.

Unit 3 | WE CAN PRAY



Make a prayer chart. Ask your teacher or parent to help you fill it in.

MY PRAYER CHART

Day	Special Time	Special Place
Sunday		
Monday		
Tuesday		
Wednesday		
Thursday		
Friday		
Saturday		

Section 3 | 25

Bible 103 | Student Worksheet

MY THANKFULNESS CHART

Day	I am thankful for this today.
Sunday	
Monday	
Tuesday	
Wednesday	
Thursday	
Friday	
Saturday	

Bible 103
Worksheet 15
with page 25



Teacher Check _____
Initial _____ Date _____

215

PAGES 6 AND 7: STORY

MATERIALS NEEDED

- pencils
- writing tablet

Concept:

We may not always know the right thing to do.

Objectives:

- I can tell what God wants me to do.
- I can tell ways of being good.

Teacher Goal:

To teach the children that being good is not always easy.

Bible Reference:

Psalm 86:11

Reading Integration:

Following directions, listening, main idea, predicting outcome

Vocabulary:

Julie

Teaching Pages 6 and 7:

The story that begins on page 6 is meant to be read to the children. Instruct them to listen carefully, because they will be asked to answer some questions.

Read page 6 to the children.

Read it a second time if necessary.

Ask the children to respond to the question that ends the page. Ask them for a reason for their answer so that they tell you not only *what* Julie should do but *why* she should do it.

Read the prayer from Psalm 86:11 to the children. Read it again and have the children repeat it.

GOD WANTS YOU TO DO GOOD THINGS | Unit 4

Julie Shows Her Love

Julie sat at her desk.
She looked at her paper.
She did not know what to do.
She could not do her math.

John sat in the next desk.
His math was done.
Julie could see his answers.
She knew it was wrong to copy,
but she was afraid to get
the wrong answer.

What should she do?



6 | Section 1

Unit 4 | GOD WANTS YOU TO DO GOOD THINGS



Read this verse after your teacher.

"Teach me thy way, O Lord:
I will walk in thy truth:
unite my heart to fear thy name."
(Psalm 86:11)



Copy this verse in your writing tablet.



Can this verse help Julie?
Could this verse help you?



Write a sentence telling what Julie should do.

Julie should not
copy John's paper.

Section 1 | 7

PAGES 28 AND 29: FORGIVENESS

MATERIALS NEEDED

- pencils
- writing tablet

Concept:

Asking God's forgiveness when we fail.

Objective:

I can tell what to do when I am not good.

Teacher Goal:

To teach the children what to do when they are not good.

Bible References:

Luke 6:37, 7:47; Matthew 6:12, 14, and 15

Reading Integration:

Main idea, listening, talking in a group.

Vocabulary:

(disobedient, yourself, hurt)

Note: Vocabulary words in parentheses were previously introduced and are being reviewed.

Teaching Pages 28 and 29:

Read the first paragraph. Read it again and discuss each question. You are more interested here in getting the children to think about the questions than to respond orally. Do not force a response. Give general answers yourself to spur their thinking.

Read the second paragraph. Read it again and give the children an opportunity to think about it. Read the Bible references and discuss what God tells us about forgiveness.

Read page 29. Read it again and discuss it in light of the Bible verses.

GOD WANTS YOU TO DO GOOD THINGS | Unit 4

Have you ever been afraid to tell the truth?
Have you ever been angry and disobedient?
Have you ever said mean things to someone?
How did you feel?
What did you do?



When you are not good, you feel sorry and sad.
Ask God to forgive you.
Ask God to help you to do good things.
Ask Him to help you show your love for Him,
for others, and for yourself.

28 | Section 3

Unit 4 | GOD WANTS YOU TO DO GOOD THINGS

God will help you to do good things.
He will help you to tell the truth.
He will help you to say, "I'm sorry," to your parents or to someone you have hurt.

If you love God with all your heart and love others as much as you love yourself, you will do good.



Section 3 | 29

CUMULATIVE WORD LIST

Abigail	button	didn't	funny	Jacob
Abraham	care	died	Gabriel	Jairus
Adam	cats	different	gate	jealous
afraid	chains	direct	gave	Jericho
alike	chart	disciples	giant	Jesus
allowed	cheerfully	dogs	gifts	John
altar	child	done	give	Jonah
always	children	Dorcas	glorify	Jordan River
amid	Christ	down	glory	Joseph
angel	Christians	draw	God	Joshua
animals	church	earth	Goliath	journey
Anna	cities	eat	good	Julie
answer	city	Elisha	Gospel	kind
anyone	classmates	else	grain	kingdom
anytime	clothes	enemies	grass	knew
anywhere	coal	especially	great	lad
arise	coat	Esther	green	laid
army	collector	Eve	guards	lakes
asking	copied	everything	guided	lame
baby	coughed	evil	hallowed	land
balloon	could	faces	happened	language
basket	countries	family	haste	laughed
beautiful	crayons	farmer	healed	law
before	create	Father	hear	lead
believed	creatures	favorite	hearts	leader
Bethlehem	crippled	fearfully	heaven	learn
better	Cross	fed	helper	lesson
Bible	crowd	feed	Herod	letter
birds	daily	felt	hole	lie
blessed	Daniel	fight	horns	light
blind	daughter	fish(es)	houses	lions
blinded	David	flat	however	litter
Boaz	days	flew	hungry	little
book	daytime	flower(s)	hurt	loaves
box	deaf	flying	hurting	Luke
brave	debts	food	husband	made
bread	decided	forever	idea	maid
bright	deeds	forgive	important	many
brothers	deep	forgiveness	Isaac	Mark
busy	deliver	found	Isaiah	market
butterflies	delivered	friends	Israel	married

CUMULATIVE LIST OF MEMORY VERSES

LIFEPAC 101:

- 101.1 "In the beginning God created the heaven and the earth." Genesis 1:1
- 101.2 "God created man in His own image." Genesis 1:27

LIFEPAC 102:

- 102.1 "Casting all your care upon him; for he careth for you." 1 Peter 5:7
- 102.2 "We love him, because he first loved us." 1 John 4:19
- 102.3 "If ye love me, keep my commandments." Matthew 28:20

LIFEPAC 103:

- 103.1 "I have called upon thee, for thou wilt hear me, O God." Psalm 17:6
- 103.2 "Ask and it shall be given you." Luke 11:9
- 103.3 "My voice shalt thou hear in the morning, O LORD; in the morning will I direct my prayer unto thee." Psalm 5:3

LIFEPAC 104:

- 104.1 "Love the LORD thy God with all thy heart and with all thy soul and with all thy mind." Matthew 22:37
- 104.2 "Love your enemies, ... do good to them that hate you, and pray for them." Matthew 5:44
- 104.3 "Love thy neighbor as thyself." Matthew 22:39

LIFEPAC 105:

- 105.1 "And there is a friend that sticketh closer than a brother." Proverbs 18:24
- 105.2 "The LORD is my strength and song, and he is become my salvation: he is my God." Exodus 15:2a
- 105.3 "Look not every man on his own things, but every man also on the things of others." Philip-
pians 2:4

LIFEPAC 106:

- 106.1 "Behold a virgin shall be with child, and shall bring forth a son." Matthew 1:23
- 106.2 "He shall be great, and shall be called the Son of the Highest." Luke 1:23
- 106.3 "Jesus increased in wisdom and stature, and in favor with God and man." Luke 2:52



804 N. 2nd Ave. E.
Rock Rapids, IA 51246-1759

800-622-3070
www.aop.com

BIB0121 – Feb '17 Printing

ISBN 978-1-58095-603-1



9 781580 956031