



BIBLE

Teacher's Guide Part 2



▶ 1st Grade

BIBLE 100

Teacher's Guide Part 2

LIFEPAC® Overview **3**

BIBLE SCOPE & SEQUENCE | 4

TEACHING SUPPLEMENTS | 14

STRUCTURE OF THE LIFEPAC
CURRICULUM | 8

Unit 6: God's Promise to Men **21**

TEACHER NOTES | 22

ALTERNATE LIFEPAC TEST | 71

STUDENT WORKSHEETS | 61

Unit 7: Jesus, Our Savior **75**

TEACHER NOTES | 76

ALTERNATE LIFEPAC TEST | 115

STUDENT WORKSHEETS | 110

Unit 8: God Calls You to Be a Missionary **119**

TEACHER NOTES | 120

ALTERNATE LIFEPAC TEST | 161

STUDENT WORKSHEETS | 156

Unit 9: New Testament Stories **163**

TEACHER NOTES | 164

ALTERNATE LIFEPAC TEST | 215

STUDENT WORKSHEETS | 202

Unit 10: God's World **219**

TEACHER NOTES | 220

ALTERNATE LIFEPAC TEST | 261

STUDENT WORKSHEETS | 255

Cumulative Word List **265**

Cumulative List of Memory Verses **267**

Author:

Alpha Omega Publications

Editor:

Alan Christopherson, M.S.

Media Credits:

Page 22, 149: © graphic-bee, iStock, Thinkstock; **23, 98, 222, 239, 255:** © stockakia, iStock, Thinkstock; **24:** © LCOSMO, iStock, Thinkstock; **76:** © Norberthos, iStock, Thinkstock; **120:** © Askold Romanov, iStock, Thinkstock; **145:** © Tiurin1, iStock, Thinkstock; **146:** © Fanatic Studio, Thinkstock; **164, 226, 256:** © Annasunny, iStock, Thinkstock; **220:** © stock_shoppe, iStock, Thinkstock; **225:** © Kyrilo Polyanskyy, iStock, Thinkstock; **226, 256:** © cole matt, iStock, Thinkstock.



**804 N. 2nd Ave. E.
Rock Rapids, IA 51246-1759**

© MCMXCVI by Alpha Omega Publications, Inc. All rights reserved.
LIFEPAC is a registered trademark of Alpha Omega Publications, Inc.

All trademarks and/or service marks referenced in this material are the property of their respective owners. Alpha Omega Publications, Inc. makes no claim of ownership to any trademarks and/or service marks other than their own and their affiliates, and makes no claim of affiliation to any companies whose trademarks may be listed in this material, other than their own.

PAGE 5: ACTIVITY PAGE

MATERIALS NEEDED

- pencils
- Worksheet 2

Teaching Page 5:

Read the first direction. Ask a child to read the first sentence and the choices. Let the children write the answer on the line. Have someone read the second sentence and the choices. Let the children write the answer on the line. Check.

Read the second direction. Ask what vowel sound they hear at the beginning of *Abraham* (long /a/). Ask what vowel sound they hear in *nations* (long /a/).

Read the third direction. Talk about other words that have the long /a/ sound. Let them select any two long a words to write on the lines. Help with the spelling.

Activity:


Do Worksheet 2.

Read the directions. Make sure the children know how to follow the puzzle.

Work together if the children are not able to do the page independently.

Check together when they have finished.

Unit 6 | GOD'S PROMISE TO MEN



Write the word on the line.


God made a promise to Abraham
Abraham / Jesus

All the nations of the earth
trees / nations
would be blessed.



What sound do you hear in both *Abraham* and *nations*?

long a



Write two more words with the long /a/ sound.

(ate) (same)
(day)

Section 1 | 5

Student Worksheet | Bible 106


Read the clues.
Write the words in the puzzle.

made nations Abraham save

1	A								
	b								
	r								
2	n	a	t	i	o	n	s	3	
	h							a	
	a							v	
4	m	a	d	e				e	

- I have a son named Isaac.
- All the _____ of the earth would be blessed.
- Jesus came to _____ us from sin.
- God _____ Adam and Eve.

Bible 106
Worksheet 2
with page 5



Teacher Check _____
Initial Date

64

Ask the children if they can tell you what name John usually has when they talk about him today. (John the Baptist)

Read the direction and the names. Let the children match. Check together and discuss each character's role.

Read the Bible account and explain more details of the story. (Zacharias's inability to talk, the naming of the baby, etc.)

Activities:

1. Continue scrapbook.
2. Have the children act out Luke 1:5-25, 57-66. Children enjoy acting out these particular stories because they are interested by Zacharias's inability to speak and by the scene of choosing the name.
3. Do Worksheet 3.

Review words for ordinal numbers first through fourth.

Read the directions. Let the children do the page independently.

Check by having the children name the pictures in order and tell the story for each.

The angel told Zacharias that the baby's name would be John. When John grew up, he would be very special. He would tell people that Jesus was coming to save them.



Match the name and the person.

Gabriel

Zacharias

John



Write **1, 2, 3, and 4** to show what happened **first, second, third, and fourth**. Color the pictures.



3



2



1



4



BIBLE 106

ALTERNATE LIFEPAK TEST

Name _____

Date _____



My Score



14
18


Write the name.

Zacharias

Abraham

Mary

Gabriel









PAGES 4 AND 5: JESUS TALKED TO PEOPLE

MATERIALS NEEDED

- pencils
- writing tablet
- Worksheet 1

Concept:

Jesus taught by talking to people.

Objective:

I can tell what Jesus taught.

Teacher Goals:

To teach the children to recall some of the teachings they have learned and to learn a new verse from the Sermon on the Mount.

Bible Reference:

Matthew chapters 5–7

Reading Integration:

Main idea, listening, recalling details, speaking in a group

Vocabulary:

mountain, glorify, shine, (taught, enemies, father)

Note: Vocabulary words in parentheses were previously introduced and are being reviewed.

Teaching Pages 4 and 5:

Read the title. Have the children find Matthew chapters 5–7 in their Bibles.

Read the first paragraph. Ask the children if they remember what they learned in Bible 103 and 104 about things Jesus said.

Read the second paragraph and the paragraph at the top of page 5. Review the Lord's Prayer with the children and Jesus's command to love our enemies.

Read the first direction. Read Matthew 5:1–16 to the children and discuss the meaning of Jesus's message in terms the children can understand. Throughout the LIFEPAC continue to read and reread portions of the Sermon on the Mount to the children.

JESUS, OUR SAVIOR | Unit 7

Jesus Talked to People

(Matthew chapters 5–7)

Jesus taught people by talking to them.
He told them how they should live.
He told them how to pray.
He told them how to show love for God.

One day, Jesus talked from a mountain to many people.
He taught them many things.



4 | Section 1

Unit 7 | JESUS, OUR SAVIOR

You have learned parts of what He said that day.
You have learned the Lord's Prayer (Matthew 6:9–13).
You have learned that Jesus told you to love your enemies (Matthew 5:44).



Listen to your teacher read more of the things Jesus taught from the mountain (Matthew 5:1–16).

Memory verse

“Let your light so shine before men, that they may see your good works, and glorify your Father which is in heaven.”
(Matthew 5:16)



Write your memory verse in your writing tablet.
Say your memory verse to your teacher.



How can you let your light shine?

Section 1 | 5

PAGES 4 AND 5: THE WOMAN AT THE WELL

MATERIALS NEEDED

- box screen
- butcher paper
- crayons
- Bible
- pencils
- Worksheet 2

Concept:

The woman at the well.

Objective:

I can tell about missionaries in the Bible.

Teacher Goals:

To teach the children to tell the story of the woman at the well and to tell how she was a missionary.

Bible Reference:

John 4:6–42

Reading Integration:

Main idea, noting and recalling details, following written directions, listening, retelling in own words

Vocabulary:

disciples, believed

Teaching Pages 4 and 5:

Have the open Bible in front of you as you read or tell the story of Jesus and the woman at the well. Have the children open their LIFEPAcs to pages 4 and 5. Read the story together.

Ask:

“Why did Jesus and His disciples stop at the well?”

“Where did the disciples go?”

“From whom did Jesus ask a drink?”

“What else did Jesus say to the woman?”

“What did the woman do after she talked to Jesus?”

GOD CALLS YOU TO BE A MISSIONARY | Unit 8

The Woman at the Well

(John 4:6–42)

Jesus and His disciples had walked a long way. Jesus stopped at a well to rest. His disciples went to buy food.

A woman came to the well. Jesus asked her for a drink.



4 | Section 1

Unit 8 | GOD CALLS YOU TO BE A MISSIONARY

Jesus and the woman talked together. He told her all about her life. Jesus told her He was the Savior of the world.

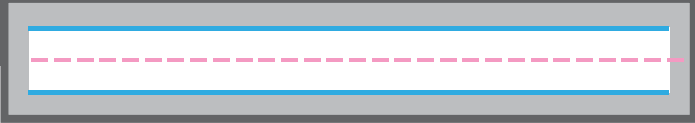
The woman believed Jesus's words. She went back into the town. She told the people about Jesus. Many people from the town came to listen to Jesus. They believed in Jesus, too.



Circle the right answer.

- Jesus talked to a woman about her life. yes no
- Jesus told her He was the Savior. yes no
- She told other people about Jesus. yes no

Section 1 | 5



Andrew shared his faith with his brother, Simon Peter.

“We have found the Messiah.”



Bible 108
Worksheet 2
with page 5



Teacher Check

Initial

Date

PAGE 3: LAZARUS

MATERIALS NEEDED

- pencils
- crayons
- Worksheet 1

Concepts:

Lazarus was a good friend of Jesus. Lazarus became very sick and died. Jesus wept when he heard that Lazarus was dead. Jesus performed a miracle and made Lazarus alive again.

Objectives:

Students will know some stories from the New Testament.

Students will know some men of the New Testament.

Teacher Goal:

Read together the continuing story of Lazarus.

Bible Reference:

John 11:1-44

Vocabulary:

heal, wept, alive

Teaching Page 3:

1. Review that Lazarus was a good friend of Jesus. Ask the students if they can remember the names of Lazarus's sisters (Mary & Martha).
2. Read page 3 together. Discuss the illustration on page 3.

Activity:

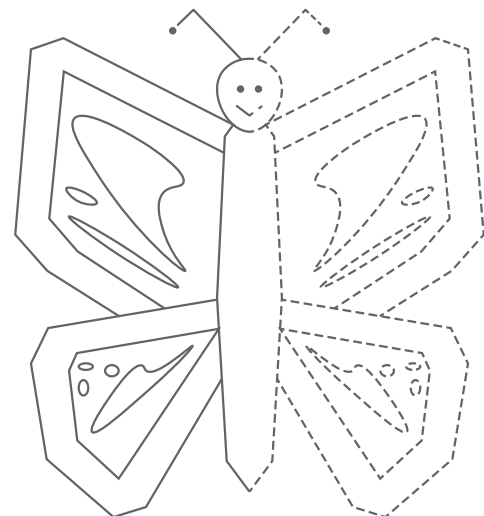
Look at Worksheet 1 with the students. Point out to them that only one half of the butterfly is drawn. They are to make other half like the drawn part. Tell them to color the two parts of the butterfly the same.

Mary asked Jesus to come to her house.
 She wanted Jesus to heal her brother.
 Lazarus died.
 Mary and Martha were very sad.
 They cried.
 Jesus heard about Lazarus.
 He went to Mary and Martha's house.
 He saw many friends crying.
 Jesus was very sad. Jesus wept.
 Jesus went to where Lazarus was buried.
 Jesus prayed to God.
 He cried with a loud voice, "Lazarus come forth."
 Lazarus came out. Lazarus was alive!
 Jesus made Lazarus alive!



Section 1 | 3

Trace the dotted lines to complete the picture. Color the picture.



Bible 109
 Worksheet 1
 with page 3



Teacher Check

Initial _____ Date _____

PAGES 4 AND 5: LAZARUS

MATERIALS NEEDED

- pencils
- Worksheet 2

Concepts:

Lazarus was a good friend of Jesus. Lazarus became very sick and died. Jesus raised Lazarus from the dead.

Teacher Goals:

To teach the children to review the story of Lazarus and to have them complete activities about the story.

Bible Reference:

John 11:1-44

Reading Integration:

Following directions, answering yes/no questions, past tense verbs (words that end in *ed*), antonyms (opposites), putting words in order to make complete sentences

Teaching Pages 4 and 5:

1. Review the story of Lazarus with the students. Read the directions on page 4 with the students. Assign page 4.

Write the words *play* and *played* on the board. Ask the students to use each word in a sentence. Tell them that when the letters *ed* are added to an action word, it refers to something that was done in the past. Assign the top of page 5.

Write on the board:

tall — short
light — dark
day — night

Ask the students if they can find the relationship between these words. Explain that these words are opposites or antonyms. Assign the rest of page 5.

NEW TESTAMENT STORIES | Unit 9



Find the word.
Color all F's red.
Color all B's blue.
Color all T's yellow.

L	F	B	T	F	B	T
F	A	F	B	T	F	B
T	T	Z	T	B	T	F
F	F	B	A	T	B	T
T	B	T	B	R	T	F
T	T	F	F	B	U	T
B	F	B	T	F	B	S
F	B	T	F	B	T	B

What was the name of the man Jesus raised from the dead?

Lazarus



Circle **yes** or **no**.

Mary and Martha were Lazarus's cousins.

yes no

Jesus was a friend of Mary, Martha, and Lazarus.

yes no

Jesus did not help Lazarus.

yes no

Jesus prayed to God for help.

yes no

4 | Section 1

Unit 9 | NEW TESTAMENT STORIES



Make new words. Add **ed**.

want **ed** pray **ed**

help **ed**



Write who said it.

Jesus said, "Lazarus, come forth."
(John 11:43)



Write the opposite.

happy **sad**

little **big**

in **out**

Section 1 | 5

PAGE 3: ACTIVITY PAGE

MATERIALS NEEDED

- pencils
- writing tablet
- Bible 101
- Worksheet 1

Teaching Page 3:

One memory verse from each of the first nine LIFEPAcs has been selected for this LIFEPAc. The memory verse on this page is from Bible 101. The children should recall this verse without much review work. Give help as required.

Discuss the memory verse by going back through Bible 101 with the children and recalling all they learned in that LIFEPAc.

Read the direction for the first activity. Let the children complete the activity independently. Check together and discuss the answers. If an answer is *no*, ask the children how they would have to change the statement to make it a *yes* statement.

Read the last direction. Ask the children to repeat it. Limit the list to one full page. Help with spelling as needed.

Activities:

1. Review booklets, Worksheets, and project activities for Bible 101.
2. Begin a class prayer book. Have the class compose a prayer thanking God for the things they have listed. Write the prayer on chart paper. Have the children make a border of things they listed. Use the chart as a wall hanging or bulletin display.
3. Do Worksheet 1.

Read the directions. Make sure the children know what each picture is.

Read Genesis 1 to the children and tell them to listen very carefully for the day on which each thing was created. They may write the answers as you read, if they cannot remember them until you have finished.

Do you remember?



Memory verse

† "In the beginning God created the heaven and the earth."
(Genesis 1:1)



Talk about all of the things God made in the heaven and the earth.



Write *yes* or *no*.

God made me special. yes

God made cars. no

God loves me. yes

God created all things. yes



Write a list in your writing tablet of things God created. Thank Him for these things when you pray.

Section 1 | 3

Write the word.

first second third fourth fifth sixth



sixth day



first day



third day



fourth day



fifth day



second day

Bible 110
Worksheet 1
with page 3



Teacher Check Initial _____ Date _____

PAGE 17: ACTIVITY PAGE

MATERIALS NEEDED

- pencils
- writing tablet
- Worksheet 4

Teaching Page 17:

Read the memory verse. This verse will take more review because of its length and the difficulty of some words. Remind them what the verse means.

Read the first direction. Give help with the vocabulary as needed. When they have finished, have the children read and discuss each answer. Have them change the two *no* statements to *yes* statements.

Read the final direction. When they have finished the activity, let them share their sentences in small groups.


Activities:

1. Review Bible 109 and any materials in the teacher's guide that will help the children with the review.
2. Do Worksheet 4.

This worksheet provides further review of the New Testament stories and checks the children's ability to put things in order.

Unit 10 | GOD GAVE YOU MANY GIFTS

Do you remember?



Memory verse

“Except ye be converted, and become as little children, ye shall not enter the kingdom of heaven.”
(Matthew 18:3)

Circle yes or no.

Jesus sent the children away. yes no

Thomas did not believe the disciples. yes no

Stephen saw God in heaven. yes no

Paul could not help the boy who fell out of the window. yes no

Lydia helped Paul. yes no

Praying is talking to God. Write two sentences in your writing tablet about how you talk to God.

Talk about your sentences.

Section 2 | 17

Student Worksheet | Bible 110

Write 1, 2, and 3 to show what happened *first*, *second*, and *third*.

 2	 1	 3
 3	 2	 1
 3	 1	 2

Bible 110
Worksheet 4
with page 17



Teacher Check _____

Initial _____ Date _____

258

Martha	Paul	seven	Temple	women
martyr	peacemaker	sew	temptation	wonderfully
Mary	people	shalt	test	word
master	person	share	thanked	work
Matthew	Peter	sheep	thank you	world
mean	pets	shepherds	thee	worry
medical	place	shine	themselves	yourself
memory verse	plan	ship	therefore	Zacchaeus
Messiah	plants	short	things	Zacharias
Micah	play	shout	thinks	
minute	please	show	third	
miracle	power	sick	thou	
missionaries	praise	signal	thought	
missionary	prayer	silly	three	
money	pretty	silver	through	
morning	prices	Simeon	thy	
Moses	prison	sing	thymself	
mother	problem	sister(s)	today	
mountain	promise(s)	sleep	together	
mouths	promised	sling	trace	
much	prophet	slowly	translators	
Naaman	queen	smile	trees	
Nabal	radio	sold	tricked	
Naomi	reaches	someday	trouble	
nations	remember	soul	trust	
Nazareth	respect	sower	trusted	
need	return	special	turns	
needed	right	stable	unscramble	
neighbor(s)	risen	stars	unto	
neighborhood	rivers	start	upon	
never	roof	stepfather	upset	
night	rose	Stephen	voice	
noise	Ruth	still	walls	
obey	sacrifice	stones	wanted	
obeying	said	stories	wash	
oceans	sailors	storm	water	
old	salvation	story	whatever	
once	Saul	Sunday	where	
orders	save	swallow	while	
other	Savior	swim	who	
outside	sea	swung	whole	
owl	second	sycamore	wicked	
parable	sent	talk	wide	
parents	servant	taught	wife	
pastors	serve	teacher	woman	

LIFEPAC 107:

- 107.1 "Let your light shine before men, that they may see your good works, and glorify the Father in heaven." Matthew 5:16
- 107.2 "The blind receive their sight, and the lame walk, the lepers are cleansed, and the deaf hear, the dead are raised up, and the poor have the gospel preached to them." Matthew 11:5
- 107.3 "He is risen." Matthew 28:6

LIFEPAC 108:

- 108.1 "Go ye, into all the world, and preach the gospel to every creature." Mark 16:15
- 108.2 "Go ye therefore, and teach all nations, baptizing them in the name of the Father, and of the Son and of the Holy Ghost." Matthew 28:19
- 108.3 "But be ye doers of the word, and not hearers only." James 1:22
- 108.4 "Let your light so shine before men, that they may see your good works, and glorify your Father which is in heaven." Matthew 5:16

LIFEPAC 109:

- 109.1 "Blessed are the pure in heart; for they shall see God." Matthew 5:8
- 109.2 "And she shall bring forth a son, and thou shalt call his name JESUS: for he shall save his people from their sins." Matthew 1:21
- 109.3 "Suffer the little children to come unto me, and forbid them not: for of such is the kingdom of God." Mark 10:14b

LIFEPAC 110:

- 110.1 "In the beginning God created the heaven and the earth." Genesis 1:1
- 110.2 "God loveth a cheerful giver." 2 Corinthians 9:7
- 110.3 "Love thy neighbor, as thyself." Matthew 22:39
- 110.4 "Blessed are the peacemakers." Matthew 5:9
- 110.5 "Except ye be converted, and become as little children, ye shall not enter the kingdom of heaven." Matthew 18:3
- 110.6 "But be ye doers of the word, and not hearers only." James 1:22
- 110.7 "Jesus increased in wisdom and stature and in favor with God and man." Luke 2:52
- 110.8 "The blind receive their sight, and the lame walk the lepers are cleansed, and the deaf hear, the dead are raised up, and the poor have the gospel preached to them." Matthew 11:5
- 110.9 "He is risen." Matthew 28:6



804 N. 2nd Ave. E.
Rock Rapids, IA 51246-1759

800-622-3070
www.aop.com

BIB0122 – Feb '17 Printing

ISBN 978-0-86717-222-5



9 780867 172225