

# MATH

Student Book

▶ **1st Grade** | Unit 1

---

# NUMBER ORDER, ADD/SUBTRACT MATH 101

Introduction | 1

<b>1. Count to 99</b> .....	2
Write Numbers to 99   7	Self Test 1   8
<b>2. Number Order to 99</b> .....	9
Self Test 2   14	
<b>3. Add and Subtract to 9</b> .....	15
Self Test 3   21	
<b>4. Measurements and Shapes</b> .....	22
Self Test 4   28	
<b>5. Number Order</b> .....	29
Shapes and Colors   32	Self Test 5   34

LIFEPAC Test | Pull-out



804 N. 2nd Ave. E.  
Rock Rapids, IA 51246-1759

© MCMXCVII by Alpha Omega Publications, Inc.  
All rights reserved.  
LIFEPAC is a registered trademark of Alpha  
Omega Publications, Inc.

All trademarks and/or service marks referenced in this  
material are the property of their respective owners. Alpha  
Omega Publications, Inc. makes no claim of ownership to any  
trademarks and/or service marks other than their own and their  
affiliates, and makes no claim of affiliation to any companies  
whose trademarks may be listed in this material, other than  
their own.

**Author:**  
Carol Bauler, B.A.

**Editor:**  
Alan Christopherson, M.S.

**Media Credits:**  
**Page 1:** © wenchiaawang, iStock, Thinkstock.

## Learn with our friends!



When you see me, I will help your teacher explain the exciting things you are expected to do.



When you do actions with me, you will learn how to write, draw, match words, read, and much more.




You and I will learn about matching words, listening, drawing, and other fun things in your lessons.



Follow me and I will show you new, exciting truths that will help you learn and understand what you study. Let's learn!

# NUMBER ORDER, ADD/SUBTRACT



## Objectives

**Read these objectives.** They will tell what you will be able to do when you have finished this LIFEPAK®.

1. I can count and read numbers to 99.
2. I can put numbers in number order to 99.
3. I can add and subtract to 9.
4. I can recognize big and little, long and short, greater than, less than.
5. I can measure to the inch.
6. I can recognize circles, triangles, squares, and rectangles.

**My name is**

---

---

---

# 1. COUNT TO 99



Count numbers to 9.



1




2



3




4



5



6




Mark



Number

7




Mark



Number

8

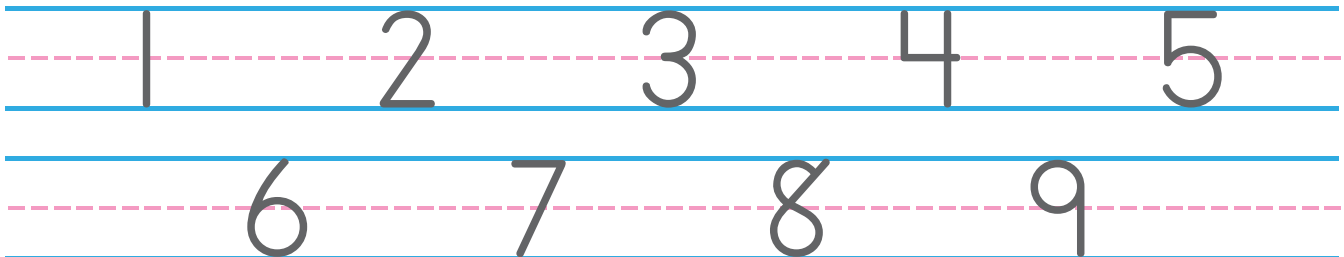


Mark



Number

9





Write the numbers.

1 1

2 2

3 3

4 4

5 5

6 6

7 7



8 8

9 9

0 0



Count to 19.





Write the numbers.

10

11

12

13

14

15

16

17

18

19





Count to 99.

0	1	2	3	4	5	6	7	8	9
10	11	12	13	14	15	16	17	18	19
20	21	22	23	24	25	26	27	28	29
30	31	32	33	34	35	36	37	38	39
40	41	42	43	44	45	46	47	48	49
50	51	52	53	54	55	56	57	58	59
60	61	62	63	64	65	66	67	68	69
70	71	72	73	74	75	76	77	78	79
80	81	82	83	84	85	86	87	88	89
90	91	92	93	94	95	96	97	98	99

# Write Numbers to 99

Count to 99. Write the number in the .

	1			4					9
					15		17		
			23					28	
30				34					39
	41	42			45		47		
		52				56			
	61							68	
70			73			76			
				84			87		
		92			95				



**Before you take the Self Test, study what you have read and done.** The Self Test will check what you remember.

# SELF TEST 1

Each answer = 1 point

Count to 99. Write the number in the .

		2			5		7		
			13			16			
20	21			24					29
		32				36			
	41				45			48	
			53				57		59
	61					66			
				74					
80		82					87		
					95				99




Teacher Check

Initial      Date



My Score



804 N. 2nd Ave. E.  
Rock Rapids, IA 51246-1759

800-622-3070  
www.aop.com

MAT0101 - Feb '17 Printing

ISBN 978-0-86717-421-2



9 780867 174212