

LANGUAGE ARTS

Student Book



▶ **1st Grade** | Unit 2

.....

RHYMING WORDS, ADDING -ING

LANGUAGE ARTS 102

Introduction |1

1. Part One	2
Classifying 3	Statements 10
Rhyming Words 5	Self Test 1 13
Plurals 8	
2. Part Two	14
Telling Stories 14	Questions 17
Sequence 16	Self Test 2 19
3. Part Three	20
Listening 20	Add -ing 32
Real or Make-believe 21	Self Test 3 33
Exclamations 26	
LIFEPAC Test Pull-out	



804 N. 2nd Ave. E.
Rock Rapids, IA 51246-1759

© MCMXCVI by Alpha Omega Publications, Inc.
All rights reserved.
LIFEPAC is a registered trademark of Alpha
Omega Publications, Inc.

All trademarks and/or service marks referenced in this
material are the property of their respective owners. Alpha
Omega Publications, Inc. makes no claim of ownership to any
trademarks and/or service marks other than their own and their
affiliates, and makes no claim of affiliation to any companies
whose trademarks may be listed in this material, other than
their own.

Author:
Margaret E. Davies, B.S.

Editor:
Mary Ellen Quint, M.A.

Consulting Editor:
Rudolph Moore, Ph.D.

Revision Editor:
Alan Christopherson, M.S.

Media Credits:
Page 1: © Qvasimodo, iStock, Thinkstock.

RHYMING WORDS, ADDING -ING



In this LIFEPAC[®], you will learn to read and to write new words. You will learn to listen and to follow directions well. You will learn to put words together to make a sentence. You will learn about statements, questions, and exclamations.

Objectives

Read these objectives. They will tell what you will be able to do when you have finished this LIFEPAC[®].

1. I can learn to read the number words (1–6).
2. I can listen and remember.
3. I can follow directions.
4. I can write new words.
5. I can tell what will happen next.
6. I can tell what is first, next, and last.

Write your name.

1. PART ONE

Listen to the story.

The Twins



Janet and Nancy were twins. They looked alike, they talked alike, they dressed alike. They liked the same things to eat. Even their dolls were exactly alike.

In one way, however, the twins were not alike. Janet liked to jump rope, but Nancy did not. Janet jumped rope every day while Nancy went roller skating. Jumping rope was fun for Janet, but not for Nancy.






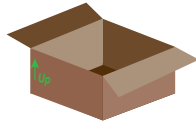
Circle the pictures.

Classifying

Some things are alike.
Some things are not.



Circle the things that are alike.



Learning about One

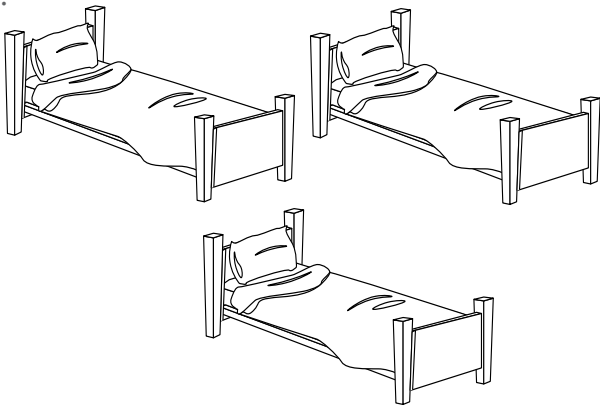
You can say **1**.

Now you can read the word for **1**—**one**.




Color.

1.



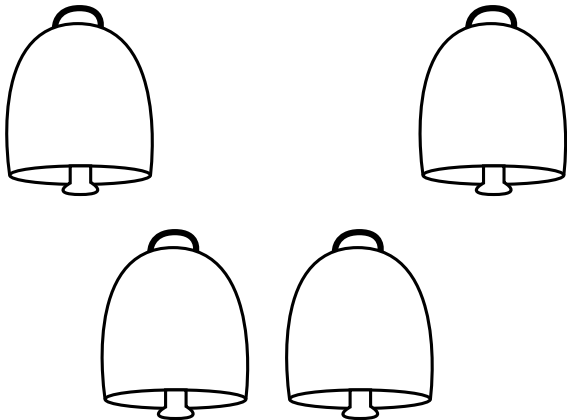
one purple bed

2.



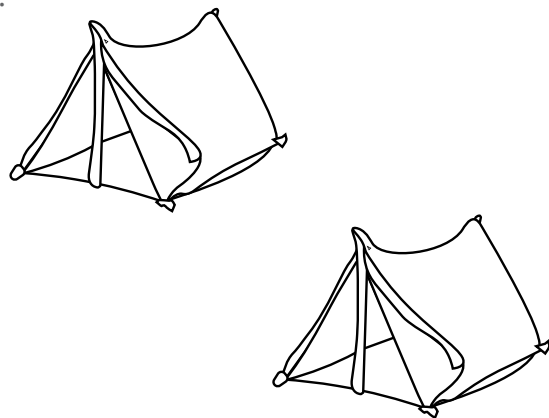
one white hen

3.



one orange bell

4.



one green tent

Rhyming Words



Write rhyming words. Read the words.

-an

_____ p _____ an

_____ an

_____ an

-it

_____ p _____ it

_____ it

_____ it

Can you think of more?

Write them in your writing tablet.



Match the rhyming words.



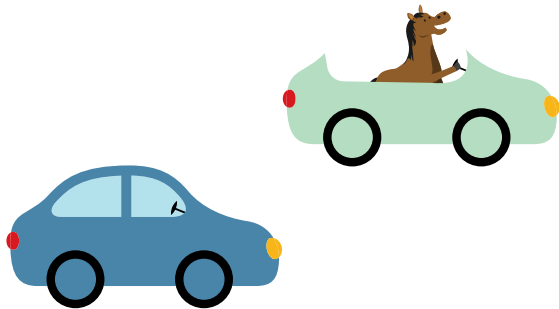


peg	▶	◀	send
jet	▶	◀	leg
men	▶	◀	pet
bend	▶	◀	ten
well	▶	◀	them
hem	▶	◀	bell

Which is Real?

Some things are real.
Some things are not real.



Circle the picture.





Fill in the missing letters of the alphabet.


















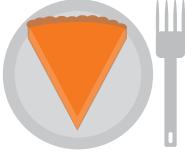




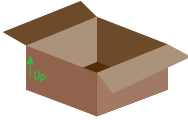





a		c		e	f
	h	i		k	l
		o		q	
s				w	

		C		E	
G		I			L
		O			
S	T		V		X

Plurals



Listen to your teacher.
Circle the pictures.

1.				
2.				
3.				
4.				
5.				
6.				
7.				



Put an X on the one that is not like the others.



r

m

n


T



Read with your teacher.




cat



cats



hat



hats



bat



bats




mat



mats

Statements

A **statement** is a sentence that tells something. The first word in a statement begins with a capital letter. A statement ends with a period.




Read these statements with your teacher.

This is a Bible.



This is a cat.



I can run.



Draw a yellow line under the capital letter at the beginning of the statement.



Draw a red circle around the period at the end of the statement.

SELF TEST 1

Each answer = 1 point

Put an X on the ones that are alike.



Match the rhyming words.

men ▶

◀ bell


well ▶

◀ pet

jet ▶

◀ ten

Write the plurals.



four dot



three clock







Teacher Check

Initial Date



My Score



804 N. 2nd Ave. E.
Rock Rapids, IA 51246-1759

800-622-3070
www.aop.com

LAN0102 - Feb '17 Printing

ISBN 978-0-86717-302-4



9 780867 173024