

# LANGUAGE ARTS

Student Book



▶ **1st Grade** | Unit 3

.....

# CONSONANT DIGRAPHS, SOFT C AND G

## LANGUAGE ARTS 103

Introduction | 1

<b>1. Part One</b> .....	2
Consonant Digraphs   2	Making Plurals   12
Contractions   10	Self Test 1   13
<b>2. Part Two</b> .....	14
Sentences   14	Soft c   21
Rhyming Words   15	Self Test 2   23
Possessives   19	
<b>3. Part Three</b> .....	24
Tell the Story   24	Soft g   29
Compound Words   25	More Plurals   30
Syllables   27	Writing More Sentences   31
Follow Directions   28	Self Test 3   32
LIFEPAC Test   <b>Pull-out</b>	



804 N. 2nd Ave. E.  
Rock Rapids, IA 51246-1759

© MCMXCVI by Alpha Omega Publications, Inc.  
All rights reserved.  
LIFEPAC is a registered trademark of Alpha  
Omega Publications, Inc.

All trademarks and/or service marks referenced in this  
material are the property of their respective owners. Alpha  
Omega Publications, Inc. makes no claim of ownership to any  
trademarks and/or service marks other than their own and their  
affiliates, and makes no claim of affiliation to any companies  
whose trademarks may be listed in this material, other than  
their own.

**Author:**  
Margaret E. Davies, B.S.

**Editor:**  
Mary Ellen Quint, M.A.

**Consulting Editor:**  
Rudolph Moore, Ph.D.

**Revision Editor:**  
Alan Christopherson, M.S.

**Media Credits:**  
**Page 1:** ©Vanda Grigorovic, Hemera, Thinkstock;  
**3:** ©Kudryashka, iStock, Thinkstock; **6:** ©  
bluringmedia, iStock, Thinkstock; **24:** ©  
Sudowoodo, iStock, Thinkstock; **LP3:** ©final09,  
iStock, Thinkstock.

# CONSONANT DIGRAPHS, SOFT C AND G

In this LIFEPAC<sup>®</sup>, you will learn more about words and sentences.

You will learn about contractions, compound words, and words that show that something belongs to someone.

## Objectives

**Read these objectives.** They will tell what you will be able to do when you have finished this LIFEPAC<sup>®</sup>.

1. I will learn about syllables.
2. I will learn about consonant digraphs.
3. I will spell and write words.
4. I will learn about contractions.
5. I will learn about possessives.
6. I will learn about compound words.
7. I will learn about plurals.


**Write your name.**

---

---

---

# 1. PART ONE



## Consonant Digraphs



Read these words with your teacher.

### soft **th**

three	with
third	bath
thirty	math
thing	hath
think	path
thank	moth
thirsty	Beth
thick	Seth
thumb	north

### hard **th**

the	bathe
thee	mother
this	father
that	other
then	brother
them	gather
they	rather
those	bother
these	wither





Circle the *th* sounds.

three

sick

bath

then

fun

path

their

this

mop

toys

that

wet

sun

think

moth


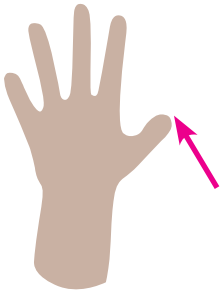
than

thank

with



Write *th*.




---



---



---



---



---



---




---



---



---



wh

what

white

whirl

wheel

when

while

whisk

whistle

where

whale

whiz

whisker

why

whiff

wheat

whimper

which

whip

whirl

whisper



**These words have the *h* sound for *wh*.**

who


whose

who'll

whole



Listen to the *sh* sound.  
Write *sh*.




---



---



---



---



---



---



---



---



---



Listen to the *sh* sound.

**sh**

she

shoe

washer

dish

sheep

shop

dasher

fish

shell

show

ashes

wish

shelf

shin

wash

shall

shirt

Russia

push

share

ash

shade

session

cash

shame

sure

emotion

rush

shale



sugar

caution

splash



Listen to the *ch* sound.  
Circle pictures with the *ch* sound.



Listen to the *ch* sound.

**ch**

chin

chill

chap

chop

chair

chain

change

cherry

cheek

cheese

chest

check

chalk

chew

chase

chimp

rich

such

much

which

touch

pouch

lunch

bunch

**tch**

catch

match

hatch

scratch

watch

ditch

hitch

pitch



Write four small letters.

Four sets of handwriting lines, each consisting of a solid top blue line, a dashed middle pink line, and a solid bottom blue line.

Write four capital letters.

Four sets of handwriting lines, each consisting of a solid top blue line, a dashed middle pink line, and a solid bottom blue line.

Write two words.

Two sets of handwriting lines, each consisting of a solid top blue line, a dashed middle pink line, and a solid bottom blue line.

Write two names.

Two sets of handwriting lines, each consisting of a solid top blue line, a dashed middle pink line, and a solid bottom blue line.

Write a sentence.

One set of handwriting lines, consisting of a solid top blue line, a dashed middle pink line, and a solid bottom blue line.



Match the rhyming words.

hot ▶	◀ Mom
Tom ▶	◀ rock
lock ▶	◀ got
fox ▶	◀ pod
sod ▶	◀ box



Write rhyming words. Read the words.

\_\_\_\_\_od

\_\_\_\_\_ot

Handwriting practice lines for the word ending in 'od'. Each set consists of a solid blue top line, a dashed pink middle line, and a solid blue bottom line. There are five such sets of lines provided.

Handwriting practice lines for the word ending in 'ot'. Each set consists of a solid blue top line, a dashed pink middle line, and a solid blue bottom line. There are five such sets of lines provided.

Can you think of more words?



Write them in your writing tablet.



# Learning about Seven and Eight

You can say **7** and **8**.

Now you can read the words for **7**—**seven** and **8**—**eight**.



**Draw and color.**



seven blue □s

---

eight black ▽s

---

six brown ○s

---

eight purple □s

---

# Contractions



Read this page with your teacher.

## Making Contractions

A **contraction** is a word made by putting two words together and by leaving out some letters. It is a shorter way to say some words.



This mark is an **apostrophe**.

It tells you that some letters have been left out.

**I am**

I am

I'm

I'm

**I'm**

**is not**

is not

isn't

isn't

isn't

**isn't**

# SELF TEST 1

Each answer = 1 point

Write the letters *ch*, *sh*, *wh*, or *th*.



\_\_\_\_\_

\_\_\_\_\_

\_\_\_\_\_



\_\_\_\_\_

\_\_\_\_\_

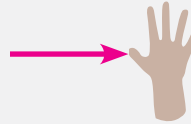
\_\_\_\_\_



\_\_\_\_\_

\_\_\_\_\_

\_\_\_\_\_



\_\_\_\_\_

\_\_\_\_\_

\_\_\_\_\_

Write *.*, *?*, or *!*.

What is this \_\_\_\_\_

Match the contractions.

I am ▶

◀ I'll

I will ▶

◀ I'm

Write the plurals.

one cake

two

\_\_\_\_\_

\_\_\_\_\_

\_\_\_\_\_

one train

three

\_\_\_\_\_

\_\_\_\_\_

\_\_\_\_\_



Teacher Check





\_\_\_\_\_

Initial      Date



My Score

\_\_\_\_\_



804 N. 2nd Ave. E.  
Rock Rapids, IA 51246-1759

800-622-3070  
www.aop.com

LAN0103 - Feb '17 Printing

ISBN 978-0-86717-303-1



9 780867 173031