



LANGUAGE ARTS

Student Book



▶ **1st Grade** | Unit 4

VERBS, BLENDS, AND SILENT LETTERS

LANGUAGE ARTS 104

Introduction |1

1. Part One	2
Oral Directions 2	Cardinal and Ordinal Numbers 8
Consonant Blends 3	Self Test 1 15
Rhyming Words 7	
2. Part Two	16
Consonant Blends 16	Subject-Verb Agreement 23
Silent Letters 19	Sequence 25
Rhyming Words 21	Self Test 2 27
3. Part Three	28
Contents Page 28	Verb Forms 32
Telling a Story 29	Sequence 33
Writing Stories 31	Self Test 3 34
LIFEPAC Test Pull-out	



804 N. 2nd Ave. E.
Rock Rapids, IA 51246-1759

© MCMXCVI by Alpha Omega Publications, Inc.
All rights reserved.
LIFEPAC is a registered trademark of Alpha
Omega Publications, Inc.

All trademarks and/or service marks referenced in this material are the property of their respective owners. Alpha Omega Publications, Inc. makes no claim of ownership to any trademarks and/or service marks other than their own and their affiliates, and makes no claim of affiliation to any companies whose trademarks may be listed in this material, other than their own.

Author:
Margaret E. Davies, B.S.

Editor:
Mary Ellen Quint, M.A.

Consulting Editor:
Rudolph Moore, Ph.D.

Revision Editor:
Alan Christopherson, M.S.

Media Credits:
Page 1: © Boonyen, iStock, Thinkstock;
4, 12, 14, 30: © Askold Romanov, iStock,
Thinkstock; **29:** © Amplionus, iStock, Thinkstock.

VERBS, BLENDS, AND SILENT LETTERS



In this LIFEPAC[®], you will learn more about words and sentences.

You will learn about consonant blends, silent letters, and correct verb forms.

Objectives

Read these objectives. They will tell what you will be able to do when you have finished this LIFEPAC[®].

1. I will learn about rhyming.
2. I will learn about letter blends.
3. I will spell and write words.
4. I will learn about sequencing.
5. I will learn about subject-verb agreement.
6. I will learn about cardinal and ordinal numbers.

Write your name.

1. PART ONE

Oral Directions

Listen to your teacher.
Listen to the story.



Listen and follow directions.

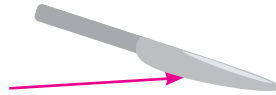
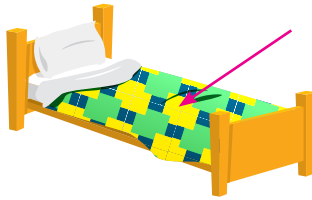



Consonant Blends





Circle the pictures.

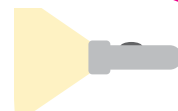
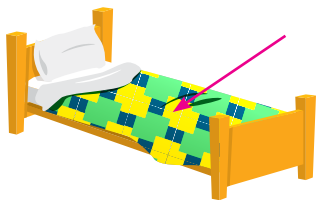


bl _____



cl _____



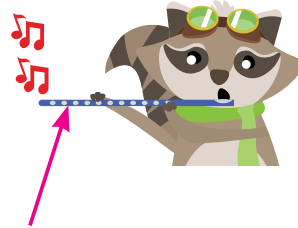
fl _____






Write *bl*, *cl*, or *fl*.

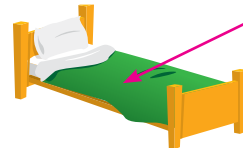




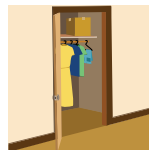





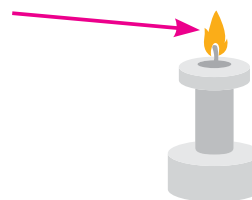

















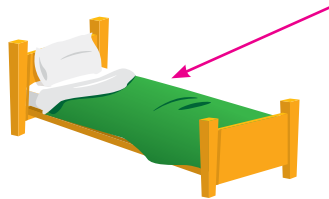



Circle the pictures.

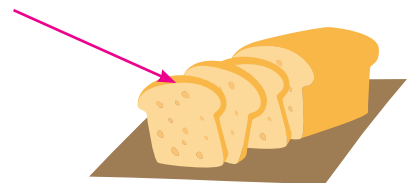


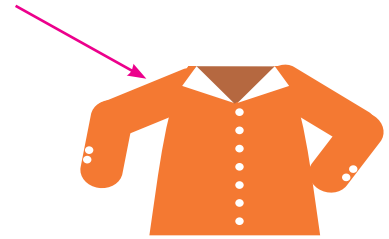
gl ____



pl ____



sl ____





Write the letters.

bl

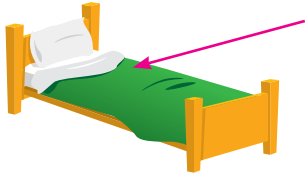
cl

fl

gl

pl

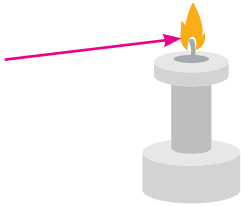
sl



Blank handwriting lines for the word 'blanket'.

Blank handwriting lines for the word 'gloves'.

Blank handwriting lines for the word 'plate'.



Blank handwriting lines for the word 'candle'.

Blank handwriting lines for the word 'clock'.

Blank handwriting lines for the word 'sock'.



Blank handwriting lines for the word 'bushes'.

Blank handwriting lines for the word 'slide'.

Blank handwriting lines for the word 'ed'.

Rhyming Words



Write rhyming words.

_____ oss

_____ og

Four sets of handwriting lines (top blue, middle dashed pink, bottom blue) for writing words that rhyme with 'oss'.

Four sets of handwriting lines (top blue, middle dashed pink, bottom blue) for writing words that rhyme with 'og'.

Can you think of more words?



Write them in your writing tablet.



Match the rhyming words.

blocks ▶

◀ tops

mops ▶

◀ hot

not ▶

◀ clocks

sobs ▶

◀ digs

beds ▶

◀ cobs

pigs ▶

◀ sleds

Cardinal and Ordinal Numbers




Listen and follow directions.

1	
2	
3	
4	
5	
6	
7	
8	
9	
10	
11	



Match.



- | | | | | | | | | | |
|----------|----------|----------|----------|----------|----------|----------|----------|----------|-----------|
| 1 | 2 | 3 | 4 | 5 | 6 | 7 | 8 | 9 | 10 |
| one | two | three | four | five | six | seven | eight | nine | ten |
| first | second | third | fourth | fifth | sixth | seventh | eighth | ninth | tenth |

four ▶	▶ 1 ▶	◀ fifth
one ▶	▶ 2 ▶	◀ fourth
three ▶	▶ 3 ▶	◀ third
two ▶	▶ 4 ▶	◀ second
six ▶	▶ 5 ▶	◀ first
five ▶	▶ 6 ▶	◀ tenth
ten ▶	▶ 7 ▶	◀ seventh
nine ▶	▶ 8 ▶	◀ sixth
eight ▶	▶ 9 ▶	◀ ninth
seven ▶	▶ 10 ▶	◀ eighth



Read the words with your teacher.

br _____

brick

bring

brink

braid

bridge

bright

broil

brush

cr _____

crack

crane

cricket

cream

creek

crunch

crackle

creation

dr _____

drink

drip

dribble

drop

dry

drill

drain

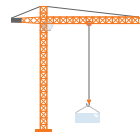
dream

Can you think of more?



Write *br*, *cr*, or *dr*.

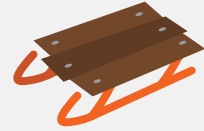





SELF TEST 1

Each answer = 1 point

Write *bl, cl, fl, gl, pl, or sl.*



Write *br, cr, dr, gr, fr, pr, or tr.*



Circle the picture.



Draw a line.

one ▶

◀ 1

three ▶

◀ 4

four ▶

◀ 2

two ▶

◀ 3







Teacher Check

Initial Date



My Score



804 N. 2nd Ave. E.
Rock Rapids, IA 51246-1759

800-622-3070
www.aop.com

LAN0104 - Feb '17 Printing

ISBN 978-0-86717-304-8



9 780867 173048