



BIBLE

Student Book



▶ **2nd Grade** | Unit 2

THE STORY OF MOSES

BIBLE 202

Introduction |4

1. Moses' Early Life	8
A Special Family 10	
A Secret Plan 12	
A Slave Fight 15	
Self Test 1 17	
2. Life in Midian	20
Moses Meets Seven Sisters 22	
Moses Meets God 24	
Self Test 2 29	
3. Moses Returns to Egypt	32
Return to Egypt 33	
Ten Plagues 36	
Freedom from Slavery 43	
The Sea Parts 45	
Self Test 3 49	
4. Life in the Desert	52
God Speaks 53	
God Provides 57	
The Death of Moses 61	
Self Test 4 62	
LIFEPAC Test Pull-out	

Author:

Jeannie Burrus, B.S.

Editor:

Alan Christopherson, M.S.

Media Credits:

Page 4: © vividvic, iStock, Thinkstock; **24:** © Dorling Kindersley, Thinkstock; **36-41:** © LironPeer, iStock, Thinkstock; **46:** © Amplionus, iStock, Thinkstock; **58, 60:** © IvanNikulin, iStock, Thinkstock.



**804 N. 2nd Ave. E.
Rock Rapids, IA 51246-1759**

© MMIX by Alpha Omega Publications, Inc. All rights reserved.
LIFEPAC is a registered trademark of Alpha Omega Publications, Inc.

All trademarks and/or service marks referenced in this material are the property of their respective owners.
Alpha Omega Publications, Inc. makes no claim of ownership to any trademarks and/or service marks other than their own and their affiliates, and makes no claim of affiliation to any companies whose trademarks may be listed in this material, other than their own.

THE STORY OF MOSES



In this LIFEPAK[®], you will learn the story of Moses. Moses was a great man of God. Through Moses, God did great things. God used Moses to help His people. You will learn about Moses' early life in Egypt. You will also see how Moses had to leave Egypt and live in a place called Midian. In Midian, God spoke to Moses.

Then, Moses went back to Egypt. God did great things through Moses when he returned to Egypt. God used Moses to free His people from Egypt. Then God's people went into the desert for 40 years.



Moses is one of the great people of the Bible. Enjoy learning about his life in this unit!

Objectives

Read these objectives. They will tell what you will be able to do when you have finished this LIFEPAK®.

1. Tell what special things happened to Moses when he was a baby.
2. Explain why Moses had to leave Egypt as a young man.
3. Tell what happened to Moses in Midian.
4. Explain how God freed the Hebrews from slavery.
5. Tell what happened to the Hebrews and Egyptians at the Red Sea.
6. Tell how God later spoke to Moses and provided for the Hebrews in the desert.
7. Tell what Moses did just before he died.

New Words

These words will appear in **boldface** (darker print) the first time they are used.

bitter (bit ter). Having a sharp or bad taste.

boil. Infected, painful swelling on the skin.

bulrushes (bul rush es). A type of cattail that grows near the water.

cruel (cru el). Causing pain or suffering to others.

desert (des ert). Sandy land that gets little rain and where few plants live.

Egyptian (E gyp tian). One who lives in Egypt.

elders (el ders). Leaders of the Hebrews.

firstborn (first born). One who was born first.

fled. Ran or hurried away.

gnats. Small, biting flies.

hail. Rain that falls as ice.

Hebrews (He brews). Another name for the people of Israel.

leprosy (lep ro sy). A disease that causes the skin to have open sores and causes great pain.

leprous (lep rous). Relating to or having the appearance of being infected with leprosy.

locust (lo cust). Large grasshoppers.

manna (man na). The special bread from heaven given by God to the Hebrews in the desert.

miracles (mir a cles). Supernatural events.

miraculous (mi rac u lous). Of the nature of a miracle; supernatural.

miserable (mis er a ble). To be very unhappy .

misery (mi se ry). Great suffering and unhappiness.

Nile River (Nile Riv er). A river in Egypt; the world’s longest river.

Pharaoh (Pha roah). Title of a ruler or king of ancient Egypt.

pitch. A thick, dark, and sticky substance used to make things waterproof.

plague. Things that cause widespread suffering or evil.

priest. In Old Testament times, one who ministered before God for the people.

proud. Thinking too much of yourself.

quail. A bird eaten as food.

respect (re spect). Recognizing a person’s worth; to care about.

slave. A person owned by someone else and forced to work for him without pay.

slavery (sla ve ry). Being forced to work for others without pay.

soot. Black powder left after wood is burned.

spokesman (spokes man). Someone who speaks for someone else.

Tabernacle (tab er na cle). Place where Moses and the Hebrews met to worship God in the desert.

trouble (trou ble). A difficulty or worry.

wise. Very smart; understanding all .

worship (wor ship). To show great honor.

1. MOSES' EARLY LIFE

After Joseph moved his family to Egypt to save them from a worldwide famine, the people of Israel lived there for a long time. As time passed, Joseph, his family, and the **Pharaoh** who allowed him to move his family to his kingdom all died. There was a new Pharaoh in Egypt. The new Pharaoh was a hard man. He was not kind to the people of Israel. The Pharaoh and the people of Egypt did not remember the great deeds that God had done through Joseph. Now, the Israelites lived among strangers.



Another name for the people of Israel is **Hebrews**. The Pharaoh forced the Hebrew people to work very hard. They had to work in the fields and carry heavy loads of rock. They also had to make bricks from mud and straw. The **Egyptians** did not pay them for their work. They were **slaves** in Egypt. God saw that life was hard for His people, the Hebrews. God had a plan to help them. He would use a man named Moses to help them.



Words to Study

bulrushes (bul rush es). A type of cattail that grows near the water.

cruel (cru el). Causing pain or suffering to others.

Egyptian (E gyp tian). One who lives in Egypt.

Hebrews (He brews). Another name for the people of Israel.

Nile River (Nile Riv er). A river in Egypt; the world's longest river.

Pharaoh (Pha roah). Title of a ruler or king of ancient Egypt.

pitch. A thick, dark, and sticky substance used to make things waterproof.

slave. A person owned by someone else and forced to work for him without pay.

People and Places

Egypt

Moses

Amram

Jochebed

Aaron

Miriam

Nile River

Ask your teacher to say these words with you.



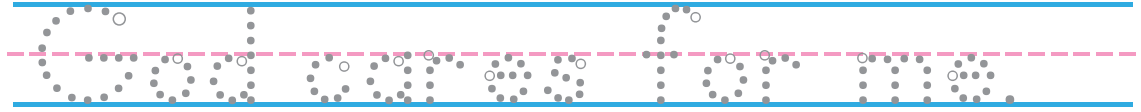
Teacher Check

Initial Date



1.1

Trace the letters of the sentence.



Teacher Check _____

Initial

Date



1.2


Read the sentence above.

Is the sentence true? Write yes or no. _____



A Special Family

Our story begins with a Hebrew family living in Egypt. Amram was the father. The mother's name was Jochebed. They had two children. Their names were Aaron and Miriam. Jochebed gave birth to a new baby boy. Later, he was given the name Moses. Now the family had three children.



| Amram and Jochebed's new baby.

The Pharaoh of Egypt did not want the Hebrew families to grow. He was afraid if they got too big, the people would try to fight him or join other nations that might fight with him and the Egyptian army. Pharaoh also did not want to lose his Hebrew slaves if they were to leave Egypt.



Write the letter of the correct answer on each line. Use the answer choices given below.

A. Amram

B. slaves

C. Aaron & Miriam

D. Pharaoh

E. Jochebed

- 1.3** The _____ was the ruler of Egypt.
- 1.4** The Egyptians forced the Hebrew people to work as _____ .
- 1.5** The name of Moses' mother was _____ .
- 1.6** The father of Moses was _____ .
- 1.7** Moses' brother and sister were _____ .

A Secret Plan

Pharaoh gave a **cruel** order to his soldiers. He said, "Find all the baby boys born to the Hebrew people and kill them." Moses' mother hid him to keep him safe. She made a big basket out of **bulrushes** and sealed it with **pitch**. Then she put Moses in the basket and placed it in the **Nile River**. The basket floated in the river. Miriam stayed along the shore. She hid and watched to see what would happen to her little brother.

A princess, the Pharaoh's daughter, was down at the river taking a bath. She saw a basket floating on the water and sent her slave girl to get it. She opened it and found a baby! The baby was crying and Pharaoh's daughter felt sorry for him. "This must be one of the Hebrew babies," she said.

Miriam ran up to the princess and said, "Would you like me to get a Hebrew woman to be a nurse for the baby?"

"Yes, go," said Pharaoh's daughter. Miriam ran to get her mother. The princess said to the woman, "Take good care of this baby for me, and I will pay you." Jochebed took her baby boy home to care for him.

When the child grew older, Jochebed returned him to the Pharaoh's daughter. He now became her son. The princess named him Moses.





Circle the correct answer.

- 1.8** _____ told his soldiers to kill the Hebrew baby boys.
Amram Pharaoh Aaron
- 1.9** _____ put her baby boy in a basket to save him.
Jochebed Miriam Pharaoh's daughter
- 1.10** _____ found the basket in the Nile River and felt sorry for the baby.
Miriam The slave girl
Pharaoh's daughter

- 1.09** In Egypt, there was a new _____ .
 ring ruler rock
- 1.010** Moses' mother will _____ up the basket.
 peck pick poke
- 1.011** Pharaoh _____ want the Hebrew people to leave Egypt.
 did hid did not
- 1.012** The princess _____ the baby.
 kept left best
- 1.013** Miriam ran to _____ the nurse.
 gum get got
- 1.014** _____ took her baby boy home to care for him.
 Miriam Jochebed Anne
- 1.015** Moses will _____ the people.
 help home happy

Put a check (✓) by the best ending for each sentence.

- 1.016** The princess said she would pay the nurse to _____ .
 _____ find a soldier
 _____ take care of Moses
 _____ come to the palace

- 1.017** Moses said to one of the Hebrew slaves, _____
 _____ "Hit him harder."
 _____ "You are right to beat him."
 _____ "Why are you hitting another Hebrew?"

- 1.018** Because Moses was afraid, _____ .
 _____ he told Pharaoh the truth
 _____ he ran away from Egypt
 _____ he went on a picnic

- 1.019** Moses wanted to _____ .
 _____ go to the store
 _____ be the next king
 _____ help the people

- 1.020** God's plan for the Hebrews was to _____ .
 _____ let them be slaves
 _____ ignore them
 _____ help them




Teacher Check

 Initial Date



My Score



804 N. 2nd Ave. E.
Rock Rapids, IA 51246-1759

800-622-3070
www.aop.com

BIB0202 - Feb '17 Printing

ISBN 978-0-7403-1903-7



9 780740 319037