



LANGUAGE ARTS

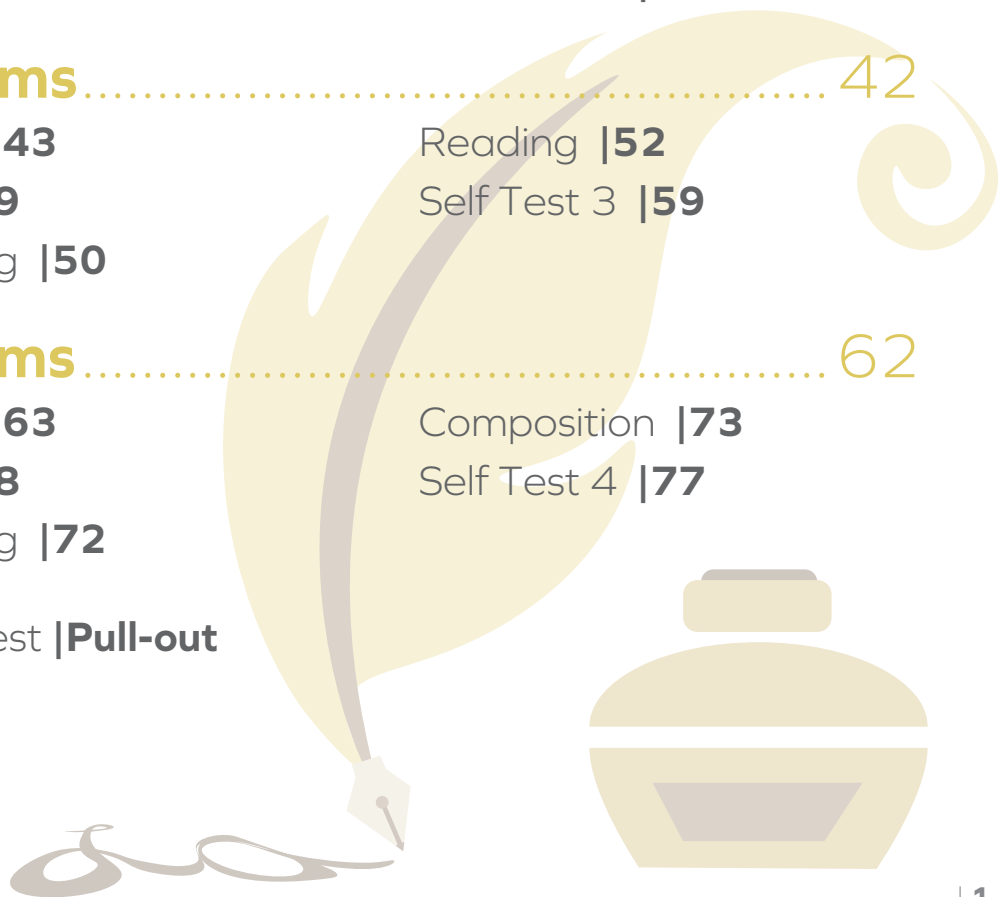
Student Book

▶ **3rd Grade | Unit 3**

LANGUAGE ARTS 303

WORDS: GETTING TO THE ROOTS

Introduction	3
1. Dictionary Skills 4
Grammar	5
Spelling	10
Handwriting	15
Self Test 1	16
2. Prefixes and Suffixes 18
Grammar	19
Spelling	34
Handwriting	37
Self Test 2	38
3. Antonyms 42
Grammar	43
Spelling	49
Handwriting	50
Reading	52
Self Test 3	59
4. Synonyms 62
Grammar	63
Spelling	68
Handwriting	72
Composition	73
Self Test 4	77
LIFEPAC Test	Pull-out



Authors:

Sandra Stone, M.A.
Carol Taylor, M.A.

Editor-in-Chief:

Richard W. Wheeler, M.A.Ed.

Editor:

Martha K. Baxter, M.A.Ed.

Consulting Editor:

Rudolph Moore, Ph.D.

Revision Editor:

Alan Christopherson, M.S.

Media Credits:

Page 3: © andreusK, iStock, Thinkstock; **4:** © shtonado, iStock, Thinkstock; **9:** © Tribalium, iStock, Thinkstock; **13:** © PinkPueblo, iStock, Thinkstock; **14:** © Vertyr, iStock, Thinkstock; **18:** © almir1968, iStock, Thinkstock; **35:** © Ryan McVay, Photodisc, Thinkstock; © IakovKalinin, iStock, Thinkstock; **42:** © DenBoma, iStock, Thinkstock; **44:** © GlobalP, iStock, Thinkstock; © chengyuzheng, iStock, Thinkstock; © adogslifepphoto, iStock, Thinkstock; **46:** © Ingram Publishing, Thinkstock; © HoleInTheBucket, iStock, Thinkstock; **47:** © anna1311, iStock, Thinkstock; © limpido, iStock, Thinkstock; **52:** © Dynamic Graphics, liquid library, Thinkstock; **53:** © BackyardProduction, iStock, Thinkstock; **54:** © GlobalP, iStock, Thinkstock; **55:** © Fuse, iStock, Thinkstock; **62:** © Iscatel57, iStock, Thinkstock.

All circular images are © vectorikart, iStock, Thinkstock.



**804 N. 2nd Ave. E.
Rock Rapids, IA 51246-1759**

© MMII by Alpha Omega Publications, Inc. All rights reserved.
LIFEPAC is a registered trademark of Alpha Omega Publications, Inc.

All trademarks and/or service marks referenced in this material are the property of their respective owners.
Alpha Omega Publications, Inc. makes no claim of ownership to any trademarks and/or service marks other than their own and their affiliates, and makes no claim of affiliation to any companies whose trademarks may be listed in this material, other than their own.



WORDS: GETTING TO THE ROOTS

God gave people the gift of language. God talked with Adam and Eve.

Adam and Eve used the language God gave them to talk with God and with each other.

You use language to talk to God and to the people you know. Without language we would not be able to understand each other.

Objectives

Read these objectives. The objectives tell you what you will be able to do when you have finished this LIFEPAK.®

1. You will be able to write the letters which have difficult joinings.
2. You will be able to write capital letters.
3. You will be able to spell some words that have r-controlled vowels.
4. You will be able to use capital letters correctly for names of days, months, pets, countries, states, and cities.
5. You will be able to use capital letters correctly for the titles Miss, Dr., Mrs., Mr., and Rev.
6. You will be able to write words that have prefixes and suffixes.
7. You will be able to alphabetize words correctly to the third letter.
8. You will be able to use dictionary guide words, entry words, and definitions.
9. You will be able to name synonyms and antonyms of words.
10. You will be able to use context clues to help you understand a story.
11. You will be able to give the sequence of a story.

1. DICTIONARY SKILLS

How busy you are! You are ready to start the first section of Language Arts LIFEPAC 303. You will like the lessons on how to use a **dictionary**. Your cursive writing practice will help you with some of the more difficult joinings of letters. Let's hurry along!

Vocabulary

Study these new words. Learning the meanings of these words is a good study habit and will improve your understanding of this LIFEPAC.

alphabetical order (al pha bet i cal or der). To put in the order of the alphabet.

control (con trol). To hold back.

dictionary (dic tion ar y). A book that lists words and their meanings.

entry word (en try word). A word that is listed in the dictionary.

guide word. Word at the top of a dictionary page that tells the first and last word on the page.

pronounce (pro nounce). To say a word.

pronunciation (pro nun ci a tion). The way a word is spoken.

Note: All vocabulary words in this LIFEPAC appear in **boldface** print the first time they are used. If you are unsure of the meaning when you are reading, study the definitions given.

Ask your teacher to say these words with you.



Teacher check:

Initials _____ Date _____



Grammar

A dictionary is a book that can help you with your language. You will find the words of your language in the dictionary.

Each word listed in the dictionary is called an **entry word**.

All entry words are in **alphabetical order**. The meaning of the word is given, too.

Putting words in alphabetical order means putting them in the order of the letters in the alphabet. The words are listed by the order of the first letters in the words. If the first letters in the words are all the same, the second letter is used. If the first and second letters are the same, use the third letter.



Put these words in alphabetical order.

- 1.1** Janet's teacher asked the girls in her class to line up in alphabetical order. Look at the names below. Write the girls' names in alphabetical order on the lines.

Janet

Joyce

Jill

Jean

Jacky

Alphabetical order helps you find words in the dictionary. **Guide words** help you find words also.

Two guide words are on each page of the dictionary. The left guide word (*cat*) is the first word listed on the page. The right guide word (*cave*) is the very last word listed on the page.

<i>cat</i>	<i>cave</i>
cat	cattle
catalog	caught
catch	cause
catsup	cave
Page 89	

A Page from a Dictionary



Use the dictionary page to answer each question.

1.2 What is the page number? _____

1.3 What are the guide words for this dictionary page?

1.4 What are two words that are found on the page?



Do this activity.

- 1.5** Parts of dictionary pages are given here for your practice. Choose the word that would go on each page from the list at the right. Write that word on the page of the dictionary.

Guide Words
primary print

Guide Words
baseball bat

Guide Words
this tongue

bake
prince
basket
them
promise
throw

Finding a word in a dictionary is easy when you use four simple steps.

1. Look at the first letter of the word you want to find.
2. Find the pages that have words beginning with that same first letter.
3. Find the guide words that the word is between. Use the second or third letter.
4. Find the word on the page. Read about it.



Do these dictionary activities.

1.6 Use your dictionary to find the words *tug* and *crisp*. Write the guide words on the lines below.

guide words

tug

crisp

1.7 Use your dictionary to practice with a friend. Think of a word. See who can find it first in the dictionary. Do this a few times. Keep score, one point for each word found first.



Friend check:

Initials _____ Date _____

A dictionary has many uses because it tells us many things. Three of these uses are listed.

1. A dictionary tells you the **pronunciation** of a word. The dictionary prints the way a word sounds after the entry word.
2. A dictionary tells you the correct spelling of a word.
3. A dictionary tells you the meaning of a word.




Complete these activities. You may need to use your dictionary.

- 1.8** Circle the correct way to spell this word.
chief cheif
- 1.9** Look up the word *dinghy* in the dictionary. Can you wear a *dinghy*?

- 1.10** Use the word *dinghy* in a sentence. _____

- 1.11** Look up the word *bat* in the dictionary. Write two meanings of *bat* on the lines below.
- a. _____
- b. _____





Make your own dictionary.

1.12

Pretend you were climbing in the mountains. You found a lost city named Papla. The Papla people had disappeared thousands of years ago. You hunted around and found an old bottle with a piece of paper inside it. The paper had words written in the language of the Papla people. The Papla words are listed for you. On another sheet of paper, make a dictionary using these words. You decide how the words would be **pronounced**. Write a meaning for each word. Be sure to put your dictionary in alphabetical order.

If you like, you may make up some of your own words to add to your dictionary.

snizzletook	biggle	pockly	jopped
gording	reedledown	perd	tox
anox	wamper		



Teacher check:

Initials _____ Date _____

Spelling



You have learned about vowel “friends” that help vowels say their names as in the words

goat and *ride*.

The vowel sound is long. The vowel “friends” in each word are silent.

Let’s look at a consonant that is so strong it sometimes “overpowers” the vowel near it. It takes over the sound.

1.15 Match the words to their meanings. If you need help, use your dictionary.

- | | | |
|-------|---|---------------------------------------|
| herd | ● | a. a person who cares for sick people |
| jerk | ● | b. break open |
| burst | ● | c. a group of animals |
| nurse | ● | d. a sudden pull |

1.16 Write your own sentences using these words.

dirt *hurry* *curtain*

1.17 Fill in the missing word to correctly finish the verse.



Read Psalm 18:30.

“As for God, his way is _____ ...”

(Psalm 18:30)

1.18 Write a sentence telling about your church or why you go to church. Remember, it is important for you to go to church.





Fill in the correct word to finish the sentence.

heard

herd

- 1.19 John a. _____ the b. _____ of horses coming up the trail.



Write each spelling word ten times on another piece of paper.

Say each word as you write it.



Ask a helper or your teacher to give you a practice spelling test of **Spelling Words-1**. Restudy the words you missed.



Handwriting

You learned how to write your cursive letters in the Language Arts LIFEPAcs 301 and 302. Now you will practice some of the letters that are difficult to join.



Trace over the letter joinings. Finish each line using the same letter joining.

1.20

Handwriting practice lines for cursive letter joinings. Each line consists of a solid top line, a dashed middle line, and a solid bottom line. The letters are written in cursive script.

or

wa

ri

be

oa

op

ou



Teacher check:

Initials _____ Date _____



For this Self Test, study what you have read and done. The Self Test will check what you remember.

SELF TEST 1

Each answer = 1 point

Write the correct word from the word bank in each blank.

dictionary	God
guide words	entry word
alphabetical order	

- 1.01 Language was given to people by _____.
- 1.02 You find the words of your language in a _____.
- 1.03 Each word in a dictionary is called an _____.
- 1.04 All the words in a dictionary are in _____.
- 1.05 Two _____ are at the top of each dictionary page to help you find words.

Find the word *swan* in your dictionary. Then do these activities.

- 1.06 Write the guide words from the dictionary page that *swan* is on.

- 1.07 Write the pronunciation of *swan*. _____
- 1.08 Write the meaning of *swan*. _____

Check the things a dictionary tells you.

- 1.09** how to pronounce words
 how to read
 how to spell words
 what words mean
 how to swim
 things you need for a trip

Write the correct spelling word next to the pronunciation.

1.010 dert _____

1.011 werd _____

1.012 cerl _____

Complete this activity.

1.013 Write these words that have difficult joinings.


*order**bee**visitor**chop*




**Teacher check:**

Score _____

Initials _____

Date _____

**Take your final Spelling Test for Spelling Words-1.**



804 N. 2nd Ave. E.
Rock Rapids, IA 51246-1759

800-622-3070
www.aop.com

LAN0303 - Jan '16 Printing

ISBN 978-0-86717-323-9



9 780867 173239