



LANGUAGE ARTS

Student Book

▶ **3rd Grade** | Unit 5

LANGUAGE ARTS 305

SENTENCE: START TO FINISH

Introduction | **3**

1. Nouns & Adjectives 4

Reading | **4**

Grammar | **8**

Spelling | **15**

Handwriting | **18**

Self Test 1 | **20**

2. Capitals, Punctuations, & Plurals 22

Grammar | **27**

Spelling | **30**

Handwriting | **32**

Self Test 2 | **34**

3. Reading & Writing Paragraphs 36

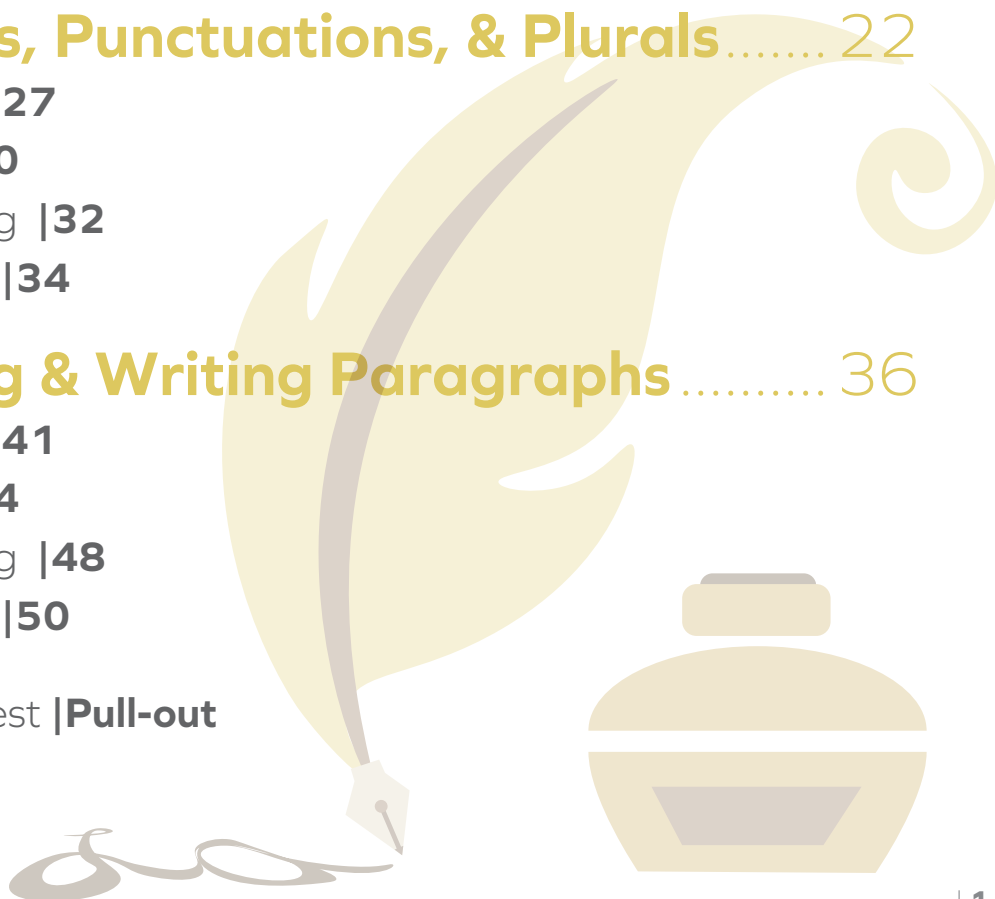
Grammar | **41**

Spelling | **44**

Handwriting | **48**

Self Test 3 | **50**

LIFEPAC Test | **Pull-out**



Author:

Sharilyn Reemtsma, M.A.

Managing Editor:

Alan Christopherson, M.S.

Editor:

Jennifer Davis, B.S.

Media Credits:

Page 3: © Anna Berkut, iStock, Thinkstock; **4:** © LuminaStock, iStock, Thinkstock; **5:** © DamianPalus, iStock, Thinkstock; **11:** © Jana Solinova, iStock, Thinkstock; cole matt, iStock, Thinkstock; **13:** © ma_rish, iStock, Thinkstock; **14:** © Alexeyzet, iStock, Thinkstock; © bennyb, iStock, Thinkstock; © AlexandrMoroz, iStock, Thinkstock; © subarashii21, iStock, Thinkstock; **16:** © Dorling Kindersley, Thinkstock; **18:** © Kharlamova, iStock, Thinkstock; **22:** © Userc222da54_878, iStock, Thinkstock; **23:** © steamroller_blues, iStock, Thinkstock; **24:** © Helen Fratton-Macdonald, iStock, Thinkstock; **28:** © Sergey Borisov, iStockphoto, Thinkstock; © Pixland, Thinkstock; **36:** © RomoloTavani, iStock, Thinkstock; **37:** © Balefire9, iStock, Thinkstock; **39:** © Stefan Hanusch, Hemera, Thinkstock; **47:** © Yulia_Avgust, iStock, Thinkstock;

All circular icons are © vectorikart, iStock, Thinkstock.



**804 N. 2nd Ave. E.
Rock Rapids, IA 51246-1759**

© MMIX by Alpha Omega Publications, Inc. All rights reserved.
LIFEPAC is a registered trademark of Alpha Omega Publications, Inc.

All trademarks and/or service marks referenced in this material are the property of their respective owners.
Alpha Omega Publications, Inc. makes no claim of ownership to any trademarks and/or service marks other than their own and their affiliates, and makes no claim of affiliation to any companies whose trademarks may be listed in this material, other than their own.

SENTENCE: START TO FINISH

Good for you! You are beginning Language Arts LIFEPAC 305. You can now do lots of things that you couldn't do before. Those things seemed very hard when you were first learning them. Now they are much easier because you have been practicing them.

In this LIFEPAC® you will learn more about sentences and paragraphs. You will also learn how to use them in exciting stories you will write.

My name is _____

Objectives

Read these objectives. The objectives tell you what you will be able to do when you have finished this LIFEPAC.

1. You will be able to put words in alphabetical order.
2. You will be able to use capital letters correctly.
3. You will be able to write sentences correctly.
4. You will be able to put question marks, commas, and periods in sentences correctly.
5. You will be able to make new words by adding different endings.
6. You will be able to write a paragraph being careful to talk about only one thing.
7. You will be able to spell some new words.

1. NOUNS & ADJECTIVES

Now we are ready to read some interesting short paragraphs. You will look again at some things you have learned in your grammar lessons. You will have new spelling words, and you will also have a chance to practice your best handwriting.

Vocabulary


Study this new word. Learning the meanings of these words is a good study habit and will improve your understanding of this LIFE PAC.

paragraph (pär ə grăf). A group of words about one idea.

Note: All vocabulary words in this LIFE PAC appear in **boldface** print the first time they are used. If you are unsure of the meaning when you are reading, study the definitions given.

Pronunciation Key: hat, āge, cāre, fär; let, ēqual, tērm; it, īce; hot, ōpen, ôrder; oil; out; cup, pūt, rüle; child; long; thin; /FH/ for then; /zh/ for measure; /u/ or /ə/ represents /a/ in about, /e/ in taken, /i/ in pencil, /o/ in lemon, and /u/ in circus.

Reading



You can make a colorful bird by using circles and triangles of different sizes and colors. Use any color you like for any part of the bird. Use a two-inch circle to make the bird's body. To make the head, glue a one-inch circle to the bigger circle. Cut two two-inch circles in half so that you have four half-circles. Glue them to the back of the bird to create tail feathers. Make the wings from a one-inch circle cut in half. For its beak,

you may cut two small bright yellow triangles. You can also use triangles to make some small plume feathers atop its head. Glue the bird onto a sheet of paper. You can draw the legs and feet on with a crayon or colored pencil.



Choose the words that fit best to end each sentence. Circle the correct answer.

- 1.1** From these directions, you can make _____ .
a. a school b. a bird c. a bus
- 1.2** To make wings, you use _____ .
a. a triangle b. half a one-inch circle
c. a rectangle
- 1.3** To give the bird legs and feet, you _____ .
a. cut out dots b. use triangles
c. draw them on using a crayon or colored pencil

A **paragraph** should have one main idea. It should have one thing that it is all about. You must think about the words as you read them so that you can decide what the main idea is. This will help you understand and remember what you read. It will help you be an excellent reader.





Find the main idea of this paragraph. Underline the correct answer to the question after the paragraph.

You can see many different animals when you visit a zoo. There might be tigers or snakes. Monkeys and goats live there too. Lions are fun to visit. Hippos are interesting too. Some children might like to visit the petting zoo. In this part of the zoo, they can get close to some animals and touch them. There are other animals at the zoo which visitors should not get close to or try to touch. Which animals do you like to see at the zoo? That depends on your likes or dislikes and on the experiences you have had with animals.

- 1.4**
- There are many animals to see at the zoo.
 - Monkeys are the best animals.
 - It is fun to have a picnic at the zoo.



Circle the words that best complete the sentence.

- 1.5** Many families visit the zoo. It helps them to _____ .
- run around
 - learn about animals
 - enjoy their dinner
- 1.6** The petting zoo is where _____ .
- the lion's cages are
 - everyone eats lunch
 - a person can get close to the animals



Riddles are fun! Write the answer to each animal riddle in the blank.

- 1.7** I live in water, but I need air. I jump up to fifteen feet in the air. I am blackish gray and I have blubber.

Who am I? _____

- 1.8** I have antlers. I eat plants and like to go in the water. I live in forests and woods. I am bigger than a deer, and my antlers weigh more than a piano bench.

Can you guess who I am? _____

1.9 I am the tallest of all land animals. I eat leaves, live in Africa, and have long legs and a very long neck.

Who am I? _____

1.10 I live in water and have eight legs, but I have difficulty walking. I am very good at changing my appearance to blend in with my surroundings. Right after birth, I am smaller than a pea.

Who am I? _____



Now you can write your own animal riddle on the lines. Think about an animal you know about and write the clues. Use your best handwriting.

1.11

Handwriting practice lines for writing a riddle. The page contains 10 sets of horizontal lines, each consisting of a solid blue top line, a dashed pink middle line, and a solid blue bottom line.



Teacher check:

Initials _____ Date _____

Grammar



Let's put some words in alphabetical order.

The parts of the dictionary are:

Part 1: a b c d e f g h

Part 2: i j k l m n o p q

Part 3: r s t u v w x y z



Write each column of words in the order of the alphabet.

1.12

a. ankle
pony
join
quit
cake
fright

b. voice
deal
ice
shopping
race
beef

c. kick
train
join
heavy
correct
grip


_____	_____	_____
_____	_____	_____
_____	_____	_____
_____	_____	_____
_____	_____	_____
_____	_____	_____



Think about the order of the alphabet.

1.13

Write the numeral 1, 2, or 3 after each word in activity 1.12 to show in which part of the dictionary the word may be found.



Next, let's think about antonyms. Do you remember what antonyms are? They are words that have opposite meanings. For example, the words *old* and *new* are antonyms.



Antonym Puzzle

1.14 Across

- 1. cold
- 4. outside
- 6. slow
- 9. front
- 10. small
- 12. night
- 13. play

Down

- 2. under
- 3. light
- 5. far
- 7. short
- 8. dry
- 9. white
- 11. old



Choose five words from Activity 1.14 and write an interesting sentence with each word. Be sure to capitalize the first letter and put an end mark at the end.

1.15 _____

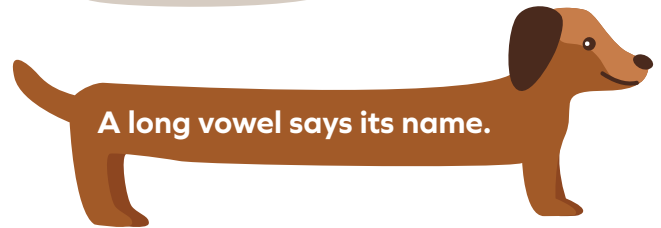
1.16 _____

Every word must have at least one vowel. Vowels are special letters to help us read the words; they are the keys that help us unlock words.



Think about vowels.

- 1.27** Look at these words and put a circle around each vowel.
 h a p p y s w i n g
 f o x n e t
 b u g



- 1.28** Read the words. If the word has a *short* vowel sound, put an *S* before it. If the word has a *long* vowel sound, put an *L* before it.

_____ map
 _____ bit
 _____ rode
 _____ mad
 _____ kind
 _____ dust
 _____ fox
 _____ use

_____ rude
 _____ lamp
 _____ truck
 _____ pay
 _____ rocks
 _____ made
 _____ rod
 _____ side

- 1.29** Let's play a game with these words. The vowel in each word has been changed to make a new word. Put the consonants in the blanks to make a new word.

Read the new words.


- a. pit _____ a _____
 b. set _____ i _____
 c. bat _____ u _____
 d. log _____ e _____
 e. bug _____ e _____

You have learned about syllables. Syllables are pieces, or parts, of words. You already know that every syllable has at least one vowel in it.



Think about syllables.


- 1.30** On the first line below the pictures, write the number of *vowels* you hear in the word. On the second line, write the number of *syllables* you hear.




wagon



dog



potato



airplane



man




bike



baseball



tire



fish

1.31 The vowels have been left out of this story. Think about each word and put the correct vowel in it.

S__m__nd J__n w__nt t__ th__ p__rk t__ pl__y. Th__ __r
 c__t Fl__ffy f__ll__w__d th__m__ll th__ w__y. __s th__y
 w__r__g__ __ng d__wn th__ sl__d__, th__y s__w__
 l__rg__ str__y d__g ch__s__p__ __r Fl__fy __p__
 tr__ __. Th__ d__gr__n__ff, b__t Fl__ffy w__ __ld n__t
 c__m__d__wn! F__n__lly, S__m cl__mb__d th__ tr__ __
 __nd r__sc__ __d th__ fr__ght__n__d c__t.

Handwriting



You have done well with your handwriting. You have learned to write all the capital and small letters. Now you will practice using all the letters you have learned.



Follow the words on the puzzle.

1.38 Write this sentence on the lines. Be sure to use your best handwriting.



Handwriting practice lines consisting of 10 sets of three horizontal lines: a solid blue top line, a dashed pink middle line, and a solid blue bottom line.



Teacher check:

Initials _____ Date _____



For this Self Test, study what you have read and done. The Self Test will check what you remember.

SELF TEST 1

Each answer = 1 point, unless stated otherwise

Write *yes* or *no* on the line in front of each sentence.

- 1.01 _____ The words up and down are synonyms.
- 1.02 _____ The vowels are a, e, i, o, u.
- 1.03 _____ Vowels are special keys to unlock words.
- 1.04 _____ Synonyms are words that have opposite meanings.
- 1.05 _____ Every syllable must have at least one vowel.

Write this sentence in the correct order. Use your best cursive writing and remember to use capital letters and punctuation at the end (this answer, 2 points).

likes	our	rug	on
dog	to	that	lie

1.06 _____

Complete these activities.

1.07 Write these words in the order of the alphabet.

game	asleep	rug	west	salt
yesterday	broom	idea	tale	

- a. _____
- b. _____
- c. _____
- d. _____

- e. _____
 f. _____
 g. _____
 h. _____
 i. _____

1.08 Match the words that belong together. Draw a line to connect the words that belong together.

Antonyms

happy	bad
long	frown
good	sad
smile	short

Synonyms

small	leap
smile	jog
jump	tiny
run	grin

1.09 Before each word write the number of syllables in the word.

_____ joyful	_____ notebook
_____ today	_____ paragraph
_____ jump	_____ correct
_____ holiday	_____ night

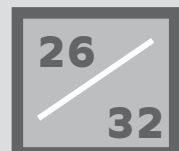


Teacher check:


Score _____

Initials _____

Date _____



Take your spelling test of Spelling Words-1.



804 N. 2nd Ave. E.
Rock Rapids, IA 51246-1759

800-622-3070
www.aop.com

LAN0305 - Jan '16 Printing

ISBN 978-0-7403-1931-0



9 780740 319310