



LANGUAGE ARTS

Student Book



▶ **2nd Grade** | Unit 2

.....

ACTION VERBS

LANGUAGE ARTS 202

Introduction |4

1. Section One 5

Reading - Soccer |7

Spelling Words 2-1 (Vowel Digraphs *ay, ey, ue, uy*) |10

Phonics - Vowel Digraphs |11

English - Action Words: Verbs |15

Reading - Basketball |17

Phonics - Vowel Digraphs *ay, ey, ue, uy* |21

English - Verbs |23

Self Test 1 |25

2. Section Two 27

Spelling Words 2-2 (Vowel Digraphs *au, aw, ew*) |28

Following Directions |29

Phonics - Vowel Digraphs *au, aw, ew* |32

English - Writing Nouns and Verbs in Sentences |36

Phonics - Vowel Digraphs: Sounds of *oo* |41

The Dictionary |42

Self Test 2 |44

3. Section Three 46

Spelling Words 2-3 (Sounds of *oo*) |47

Sorting |48

Reading - The Race of Life |53

Phonics - ABC Order |56

The Dictionary |58

Self Test 3 |64

Unit Review |67

LIFEPAC Test |Pull-out

Author:

Pam Slagter, B.A.

Managing Editor:

Alan Christopherson, M.S.

Editors:

Heather Rausch
Jennifer Davis, B.S.

Media Credits:

Page 4, 21: © Askold Romanov, iStock, Thinkstock.



**804 N. 2nd Ave. E.
Rock Rapids, IA 51246-1759**

© MMIX by Alpha Omega Publications, Inc. All rights reserved.
LIFEPAC is a registered trademark of Alpha Omega Publications, Inc.

All trademarks and/or service marks referenced in this material are the property of their respective owners. Alpha Omega Publications, Inc. makes no claim of ownership to any trademarks and/or service marks other than their own and their affiliates, and makes no claim of affiliation to any companies whose trademarks may be listed in this material, other than their own.



Objectives

Read these objectives. They will tell what you will be able to do when you have finished this LIFEPAK®.

1. You will be able to follow written directions.
2. You will be able to identify and distinguish long vowel sounds of vowel digraphs *ai*, *ea*, *ee*, *ie*, *oa*, *oe*, and *ue*.
3. You will be able to identify and distinguish vowel sounds of vowel digraphs *ay*, *ey*, and *uy*.
4. You will be able to identify and distinguish the two vowel sounds of vowel digraph *oo*.
5. You will be able to show proper letter formation through daily work.
6. You will be able to correctly read and spell sight and high-frequency second-grade words (Spelling Words).
7. You will be able to spell words using phonics rules from the lesson (Spelling Words).
8. You will be able to tell whether given words are a noun or an action verb.
9. You will be able to identify nouns and verbs in sentences.
10. You will be able to understand how a dictionary works.
11. You will be able to correctly write given words in ABC order.

1. SECTION ONE

In this section of the LIFE PAC[®], you will learn about vowel **digraphs**. You will learn about **action verbs**. You will draw pictures that go with action verbs. You will also find action verbs in sentences. You will do activities that will help you learn your spelling words. You will also read about **soccer** and basketball.



Words to Study

digraph (dayh-graf)

action (ak-shun)

verb (vurb)

soccer (sok-er)

sport (spohrt)

popular (pop-yuh-ler)

goalie (goh-lee)



Check one of these boxes.

- I can read all of these new words. (Go on.)
- I need HELP! (Talk to your teacher or a helper.)



Teacher Check

Initial Date

Sports




There are many different kinds of sports. Do you have a favorite sport? Playing a sport is a good way to get some exercise. It is also a good way to get to know other boys and girls. You will read about different sports in this unit.



Find and circle the ten sports in the puzzle. Write the names of the sports on the lines on the next page.

1.1

*	f	o	o	t	b	a	l	l	*	*
*	*	*	s	o	c	c	e	r	*	*
*	t	e	n	n	i	s	*	*	*	*
b	a	s	k	e	t	b	a	l	l	*
*	*	p	i	n	g	*	p	o	n	g
*	s	w	i	m	m	i	n	g	*	*
*	*	*	b	a	s	e	b	a	l	l
*	h	o	c	k	e	y	*	*	*	*
v	o	l	l	e	y	b	a	l	l	*
*	*	*	g	o	l	f	*	*	*	*



Handwriting practice lines consisting of two columns of ten sets of horizontal lines. Each set includes a solid blue top line, a dashed pink middle line, and a solid blue bottom line.



Reading

Reading - Soccer

Do you know what the most popular **sport** in the world is? If you guessed soccer, you are correct. Soccer is a **popular** team sport enjoyed in many countries. It is also a sport that many girls and boys play.



It is important to know and follow the rules when you are on a sports team. Rules are important. Rules make the game fun and fair to all who play. When you play soccer, you must follow the rules.

Soccer is a simple game. The purpose of the game is to move a soccer ball across the soccer field to the opposing goal. Each goal is worth one point. The team with the most goals at the end of the game wins.

There are two teams of eleven players on the field in a regular soccer game. One player on each team is the **goalie**. The goalie protects the goal.

Soccer players must have quick feet to play soccer. They may not use their hands to move the ball. Only goalies may use their hands.

There are many books about soccer. Visit your library to read books about this popular sport.



Now that you have read about soccer, answer the questions.

1.2

a. What is the most popular sport in the world?

b. Why are rules important? _____

c. How many players are on a regular soccer team?

d. What does the goalie do? _____

e. Which soccer player may touch the ball with his or her hands? _____



Use the sports in the box to complete the activity.

baseball	golf	hockey	basketball
soccer	tennis	football	

1.3

- This game is played by using a club to hit a little ball into a hole in the ground.
- This game is played with a stick and puck on ice.
- This game is played by kicking a ball. It is the most popular sport in the world.
- This game is played by hitting a ball with a racket over a net.
- This is game is played by hitting a ball with a bat.
- This game is played with an oval ball with pointed ends.
- This game is played by getting a ball through a hoop and net.

a.									
b.									
c.									
d.									
e.									
f.									
g.									

Spelling Words 2-1

(Vowel Digraphs *ay, ey, ue, uy*)

always
hay

played
key

money
monkey

blue
clue

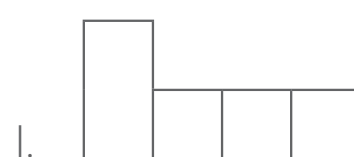
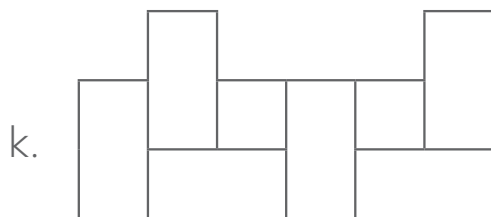
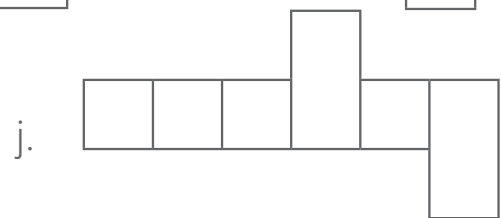
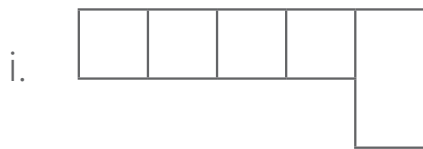
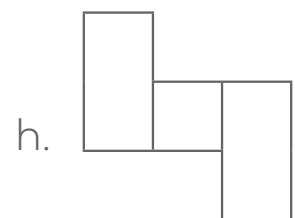
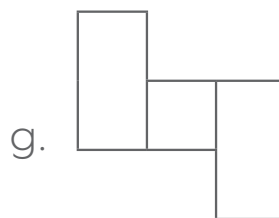
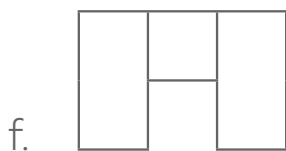
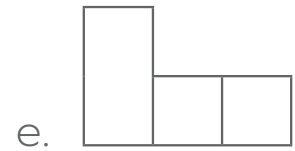
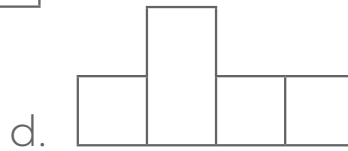
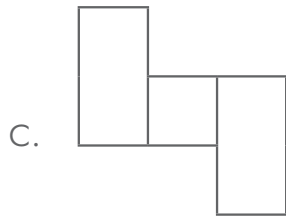
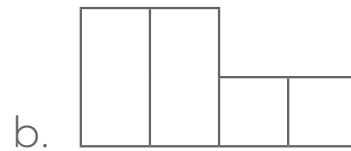
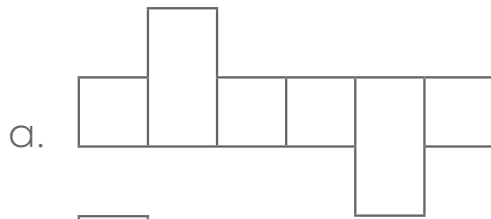
due
true

buy
guy



Word Shapes. Write the spelling words in the boxes.

1.4



Phonics - Vowel Digraphs

Do you remember that vowels can make different sounds in words? In Unit 1, you learned that when two vowels are together in a word the first one usually does the talking. A vowel digraph is when the two vowels make one sound. The first vowel is usually long and the second vowel is silent.

The vowel digraph /ai/ in the word *fail* makes the long /ā/ sound. The vowel /i/ is silent.

The vowel digraph /ea/ in the word *meat* makes the long /ē/ sound. The vowel /a/ is silent.

The vowel digraph /ee/ in the word *fee* makes the long /ē/ sound. The second vowel /e/ is silent.

The vowel digraph /ie/ in the word *tie* makes the long /ī/ sound. The vowel /e/ is silent.

The vowel digraph /oa/ in the word *oat* makes the long /ō/ sound. The vowel /a/ is silent.

The vowel digraph /oe/ in the word *foe* makes the long /ō/ sound. The vowel /e/ is silent.

The vowel digraph /ue/ in the word *clue* makes the long /ū/ sound. The vowel /e/ is silent.





Read the words. Circle the vowel digraphs in the words.

1.5

road	feet	hoe	bean
blue	pie	sheep	team
due	jail	tie	goat

1.6


Look at the pictures. Write the missing vowel digraph on the lines below.

a.



j _ _ t

b.



b _ _ n

c.



t _ _

d.




r _ _ d

e.



g _ _ t

f.



b l _ _

g.



h _ _

h.



sh _ _ p

SELF TEST 1

Each answer = 1 point

Read the words. Circle the vowel digraphs in the words.

- 1.01** a. goat b. leaf c. hoe
 d. pie e. blue f. nail
 g. road h. meet i. seat

Choose the correct word to complete the sentence. Write the word in the blank.

- 1.02** An action word in a sentence is called a _____ .
 noun verb
- 1.03** A _____ is a word for a person, place, or thing.
 noun verb

Read the words. If the word is a *noun*, write noun beside it. If the word is a *verb*, write verb beside it.

- 1.04** a. man _____ b. ask _____
 c. enjoy _____ d. chair _____
 e. church _____ f. tell _____

Read the sentences. Circle the *verb* in each sentence and write the verb on the line.

1.05 Kelly swam in the lake. _____

1.06 She splashed water at her brother. _____

1.07 Her brother cried. _____

1.08 Kelly hugged her brother. _____

1.09 Her brother smiled. _____







Teacher Check

Initial Date



My Score



804 N. 2nd Ave. E.
Rock Rapids, IA 51246-1759

800-622-3070
www.aop.com

LAN0202 - Feb '17 Printing

ISBN 978-0-7403-1933-4



9 780740 319334