

# LANGUAGE ARTS

Student Book



▶ **2nd Grade** | Unit 3

.....

# SIMPLE SENTENCES

## LANGUAGE ARTS 203

Introduction |4

### 1. Section One ..... 5

Spelling Words 3-1 (r-Controlled Vowels) |8

Phonics - r-Controlled Vowels *ar, er, ir, ur, or* |9

English - Review Nouns and Verbs |14

Reading - A Special Donkey |16

Phonics - Beginning Consonant Blends *br, cr, dr, fr, gr, pr, tr* |21

English - Complete Sentences |23

Self Test 1 |26

### 2. Section Two ..... 28

Spelling Words 3-2 (Beginning Consonant Blends) |29

Following Directions |30

Phonics - Beginning Consonant Blends *bl, cl, fl, gl, pl, sl* |35

English - Finding the Subject and Verb in a Sentence |36

Reading - Pairs of Foxes |41

Phonics - Ending Consonant Blends *ft, ld, mp, nd, nk, nt, sk, st* |43

The Dictionary |46

Self Test 2 |49

### 3. Section Three ..... 53

Spelling Words 3-3 (Ending Consonant Blends) |54

English - Subjects and Verbs in Sentences |55

Reading - Fables |57

Phonics - ABC Order |61

English - Writing Complete Answers to Questions |63

Self Test 3 |70

Unit Review |73

LIFEPAC Test |Pull-out

**Author:**

Pam Slagter, B.A.

**Managing Editor:**

Alan Christopherson, M.S.

**Editors:**

Heather Rausch  
Jennifer Davis, B.S.

**Media Credits:**

**Page 4:** © Askold Romanov, iStock, Thinkstock; **7:** © Sudowoodo, iStock, Thinkstock; **22:** © PinkPueblo, iStock, Thinkstock; **22:** © adekvat, iStock, Thinkstock; **23:** © skalapendra, iStock, Thinkstock; **23:** © Annasunny, iStock, Thinkstock; **43:** © blueringmedia, iStock, Thinkstock; cole matt, iStock, Thinkstock.



**804 N. 2nd Ave. E.  
Rock Rapids, IA 51246-1759**

© MMIX by Alpha Omega Publications, Inc. All rights reserved.  
LIFEPAC is a registered trademark of Alpha Omega Publications, Inc.

All trademarks and/or service marks referenced in this material are the property of their respective owners.  
Alpha Omega Publications, Inc. makes no claim of ownership to any trademarks and/or service marks other than their own and their affiliates, and makes no claim of affiliation to any companies whose trademarks may be listed in this material, other than their own.

# SIMPLE SENTENCES

## Objectives

**Read these objectives.** They will tell what you will be able to do when you have finished this LIFEPAK®.

1. You will be able to sort words with “r” controlled vowels *ar, er, ir, ur,* and *or*.
2. You will be able to identify beginning consonant blends *br, cr, dr, fr, gr, pr,* and *tr*.
3. You will be able to identify ending consonant blends *ft, ld, mp, nd, nk, nt, sk,* and *st*.
4. You will be able to sort nouns and verbs.
5. You will be able to tell whether a group of words is a complete sentence or a phrase.
6. You will be able to correctly read and spell sight and high-frequency second-grade words (Spelling Words).
7. You will be able to spell words using phonics rules from the lesson (Spelling Words).
8. You will be able to identify subjects and verbs.
9. You will be able to list given words in ABC order to the second letter.
10. You will be able to write complete sentences.
11. You will be able to answer questions about short stories.
12. You will be able to follow up to 5 directions on an activity assignment.

# 1. SECTION ONE

In this section of the LIFE PAC, you will learn about r-controlled vowels. You will decide if a word is a noun or a verb. You will find the subject in a sentence. You will read about a person in the Bible and his very special donkey. You will also learn about beginning consonant blends with the letter *r*. You will learn the difference between a sentence and a phrase, and you will do activities to help you learn your spelling words.



## Words to Study

**Balaam** (bey-luhm)

**palace** (pal-is)

**blend** (blend)

**subject** (suhb-jikt)

**phrase** (freyz)



**Check one of these boxes.**

- I can read all of these new words. (Go on.)
- I need HELP! (Talk to your teacher or a helper.)



Teacher Check \_\_\_\_\_

Initial

Date

# Animals


You learned in Unit 1 that God made you very special. God made the animals, too. He made many interesting animals. Some animals look silly. Some move slowly. Some move quickly. Some live in water. Some live in trees. Some are our pets. God made an amazing world with animals! We can learn some things about animals.





Read the descriptions. Write the number of the correct animal beside its description.


1



2



3



4



5



1.1

- a. \_\_\_\_\_ This animal is the largest animal that lives on land. It has a long nose called a trunk. It has thick gray skin. What animal is it?
- b. \_\_\_\_\_ This animal can live in the desert. It has a long neck. It can have one or two humps on its back. It can go for a long time without water. What animal is it?
- c. \_\_\_\_\_ This animal has a long tail. It can hold things with its hands, feet, and tail. It can do funny things. What animal is it?
- d. \_\_\_\_\_ This animal has a mane and tail of long hair. It can carry and pull loads. People like to ride this animal. What animal is it?
- e. \_\_\_\_\_ This animal can really stink! It has black and white fur. The babies are called kits. What animal is it?

# Spelling Words 3-1 (r-Controlled Vowels)

farm  
park

fern  
term

first  
girl

before  
more

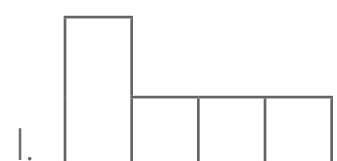
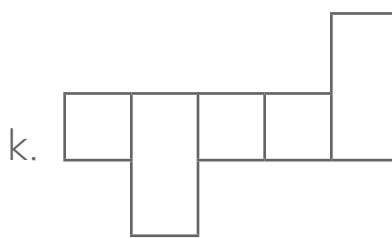
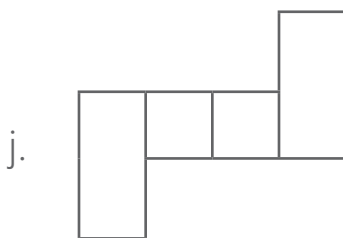
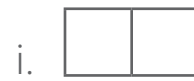
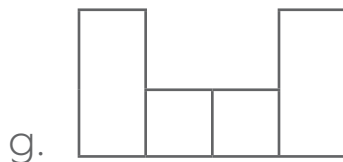
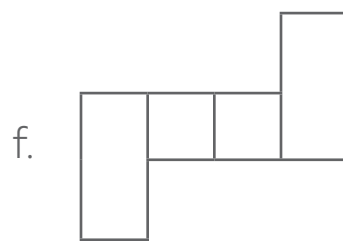
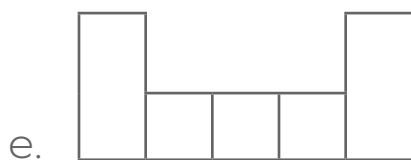
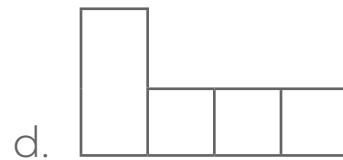
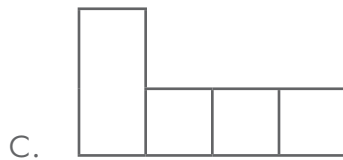
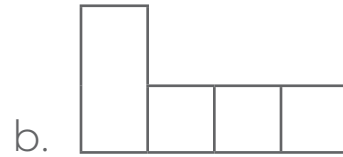
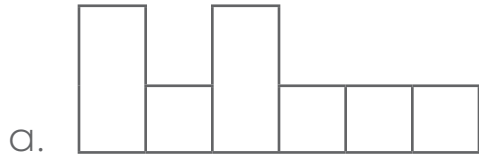
or  
sport

burn  
hurt



**Word Shapes.** Write the spelling words in the boxes.

1.2





## Phonics - r-Controlled Vowels *ar, er, ir, ur, or*

You learned that vowels can make certain sounds in words. You learned the short vowel sound and the long vowel sound. Sometimes vowels are followed by the letter *r*. The letter *r* changes the way the vowel sounds and makes it sound different from a long or short sound. These are called *r-controlled* vowels.

The letters *ar* make the *är* sound as in the word *far*.

The letters *er, ir,* and *ur* can make the *ür* sound as in the words *her, girl,* and *fur*.

The letters *or* can make the *ôr* sound as in the word *corn*.



**Write the letters *ar* in the blanks. Remember what sound *ar* makes. Read the words.**

**1.3**

a. b \_\_\_\_ n

b. y \_\_\_\_ n

c. m \_\_\_\_ ch

d. h \_\_\_\_ p

e. b \_\_\_\_ k

f. p \_\_\_\_ t

g. \_\_\_\_ m

h. c \_\_\_\_ ve



Read the words in the box. Write the words under the correct spelling of *ûr* list.

verb	curl	dirt	surf	her	shirt
curb	bird	perk	herd	stir	fur

1.4

a. **er**

b. **ir**

c. **ur**

_____	_____	_____
_____	_____	_____
_____	_____	_____
_____	_____	_____

## Spelling Words 3-1 (r-Controlled Vowels)

farm      fern      first      before      or      burn  
 park      term      girl      more      sport      hurt

1.5

Write each spelling word four times. Remember to use your best handwriting!

_____	_____	_____	_____
_____	_____	_____	_____
_____	_____	_____	_____
_____	_____	_____	_____
_____	_____	_____	_____
_____	_____	_____	_____
_____	_____	_____	_____
_____	_____	_____	_____

Handwriting practice area consisting of 20 rows of four columns. Each row contains four sets of horizontal lines: a solid blue top line, a dashed pink middle line, and a solid blue bottom line.



Teacher Check

\_\_\_\_\_ Initial

\_\_\_\_\_ Date




Look at the words in the box. Put the nouns under the box for nouns. Put the verbs under the box for verbs.

horse hawk gallop lizard soar  
hop crawl swim catfish kangaroo

1.6

Nouns


Handwriting practice lines for section 1.6, consisting of ten sets of three horizontal lines (top solid blue, middle dashed pink, bottom solid blue).



1.7

Verbs

Handwriting practice lines for section 1.7, consisting of ten sets of three horizontal lines (top solid blue, middle dashed pink, bottom solid blue).





Now match the animal from 1.6 with the verb from 1.7.  
Write an animal and the correct verb on each of the lines.

1.8

a.

b.

c.

d.

e.



# SELF TEST 1

Each answer = 1 point

Circle the word in each row that has the *är* sound.

- 1.01**
- |          |      |      |
|----------|------|------|
| a. cart  | pray | rail |
| b. trail | star | rat  |
| c. braid | ram  | far  |
| d. jar   | tray | rake |

The words in the boxes have the *ûr* sound. Follow the directions and answer the questions.

**1.02** Color **blue** the words with the letters *er* as the *ûr* sound.

**1.03** Color **red** the words with the letters *ir* as in the *ûr* sound.

**1.04** Color **purple** the words with the letters *ur* as in the *ûr* sound.

fur	girl	verb	burn
bird	hurt	curl	fern
dirt	purse	her	term

**1.05** How many words are colored blue? \_\_\_\_\_

**1.06** How many words are colored red? \_\_\_\_\_

**1.07** How many words are colored purple? \_\_\_\_\_

The letters *br*, *cr*, *dr*, *fr*, *gr*, *pr*, and *tr* are consonant blends. Add the letters *b*, *c*, *d*, or *f* to the blanks to make a word.

1.08 \_\_\_\_\_ reep \_\_\_\_\_ rum \_\_\_\_\_ rame \_\_\_\_\_ ring

Read the sentences and phrases. Put an *X* in the box next to each complete sentence.

- 1.09  Balaam rode on a donkey.  
 Saw an angel.  
 The donkey.  
 The donkey talked to Balaam.  
 Could not see the angel.

Write the word from each row that is an action word or verb.

- 1.010 a. eat                      goat                      book                      \_\_\_\_\_  
 b. cup                        laugh                      snake                      \_\_\_\_\_  
 c. house                      doll                        run                        \_\_\_\_\_  
 d. pencil                      draw                        glass                      \_\_\_\_\_







Teacher Check

\_\_\_\_\_  
Initial    Date



My Score



804 N. 2nd Ave. E.  
Rock Rapids, IA 51246-1759

800-622-3070  
www.aop.com

LAN0203 - Feb '17 Printing

ISBN 978-0-7403-1934-1



9 780740 319341