

LANGUAGE ARTS

Student Book



▶ **2nd Grade** | Unit 5

.....

USING PUNCTUATION

LANGUAGE ARTS 205

Introduction |4

1. Section One 6

Reading - Biographies |7

Spelling Words 5-1 (Diphthongs *ou, ow*) |11

Phonics - Diphthongs *oi, oy* |12

The Dictionary |15

English - Punctuation Review |18

Following Directions |19

Reading - Biography |21

Phonics - Diphthongs *ou, ow* |25

Self Test 1 |29

2. Section Two 31

Spelling Words 5-2 (Diphthongs *oi, oy*) |32

Reading - Biographies |33

Review Vowel Digraphs and Diphthongs |36

English - Using a Comma |39

Reading - Biography |44

Tabitha |44

Self Test 2 |46

3. Section Three 49

Spelling Words 5-3 (Rule Breakers) |50

Phonics - Words That Break the *ou, ow* Rules |51

English - Rules for Making Words Plural |56

Writing a Biography |63

Phonics - Contractions |67

Self Test 3 |75

Unit Review |79

LIFEPAC Test |Pull-out

Author:

Pam Slagter, B.A.

Managing Editor:

Alan Christopherson, M.S.

Editors:

Heather Rausch

Jennifer Davis, B.S.

Media Credits:

Page 4: © Blablo101, iStock, Thinkstock; **15:** © photos.com, iStock, Thinkstock; **59:** © taeya18, iStock, Thinkstock.



**804 N. 2nd Ave. E.
Rock Rapids, IA 51246-1759**

© MMIX by Alpha Omega Publications, Inc. All rights reserved.
LIFEPAC is a registered trademark of Alpha Omega Publications, Inc.

All trademarks and/or service marks referenced in this material are the property of their respective owners. Alpha Omega Publications, Inc. makes no claim of ownership to any trademarks and/or service marks other than their own and their affiliates, and makes no claim of affiliation to any companies whose trademarks may be listed in this material, other than their own.

USING PUNCTUATION



Objectives

Read these objectives. They will tell what you will be able to do when you have finished this LIFEPAK®.

1. You will be able to identify sounds for the diphthongs /oi/, /oy/, /ou/, and /ow/.
2. You will be able to identify statement, question, and exclamation sentences.
3. You will be able to use correct ending marks for written statement, question, and exclamation sentences.

4. You will be able to identify /ow/ and /ou/ words that have the /ow/ sound as in cow.
5. You will be able to correctly use commas in a sentence that has a list.
6. You will be able to correctly read and spell sight and high-frequency second-grade words (Spelling Words).
7. You will be able to spell words using phonics rules from the lesson (Spelling Words).
8. You will be able to correctly identify and spell irregular plural nouns.
9. You will be able to write contractions for given words.
10. You will be able to define what a biography is.
11. You will be able to answer comprehension questions about short stories (short biographies).
12. You will be able to write three complete sentences (or more) for a biography of a person you love.



1. SECTION ONE

In this section of the LIFE PAC, you will learn what a **biography** is and you will read two biographies about people in the Bible. You will learn about **diphthongs** /oi/, /oy/, /ou/, and /ow/ and the special sounds they make. You will review the three types of sentences and the correct ending marks for each. You will practice writing sentences using the correct capital letters and ending marks.



Words to Study

biography (bahy-**og**-ruh-fee)

mountain (**moun**-tn)

diphthong (**dif**-thawng)

decoy (**dee**-koi)

laughter (**laf**-ter)

missionary (**mish**-uh-ner-ee)

sacrifice (**sak**-ruh-fayhs)



Check one of these boxes.

- I can read all of these new words. (Go on.)
- I need HELP! (Talk to your teacher or a helper.)



Teacher Check _____
Initial Date

Reading - Biographies

There are many kinds of stories. There are funny stories. There are sad stories. There are true stories. There are make-believe stories. There are stories about a person's life.

A biography is a written story about a person's life. Biographies tell about things that happen in a person's life.

There are many biographies in the Bible. The biography of Jesus is in the Bible. We can read about when Jesus was born. We can read about when Jesus was an adult. We can read about his death on the cross and how he arose from the dead. We can read that Jesus is in heaven.

In this unit, you will read biographies about some people in the Bible. You will read about Isaac (**eye**-zik) and Paul (pawl). You will read about a young boy who helped Jesus. You will read about Tabitha (**tab**-i-thuh).

In this unit, you will write a biography. You will write about a person that you love. You will find the answers to some questions about that person. Then you will write a few sentences about the person.





Isaac

God promised a child to Abraham (**ey**-bruh-ham) and Sarah (**sair**-uh). They were getting old. When would they have this child? Finally, God blessed Abraham and Sarah with a baby boy. Abraham was 100 years old when this baby was born. Sarah laughed with joy when she became a mother. They named the baby Isaac. The name Isaac means **laughter**. Abraham loved his son Isaac. Abraham loved God.

One day, God gave Abraham a test. God wanted to see if Abraham really loved Him. He told Abraham to **sacrifice** Isaac. Abraham was sad. Abraham knew that he had to obey God.

Abraham told Isaac that they were going to worship God. They had to walk up a **mountain**. A donkey carried the things they needed. A servant went with them. They walked for two days. Isaac liked being with his father.

On the third day, Abraham told the servant to stay at camp. Abraham and Isaac kept walking up the mountain. Isaac knew that they needed a lamb to worship God. They did not have a lamb. Isaac asked his father where they would get the lamb. Abraham told Isaac that God would give them a lamb.

Finally, they reached the place to worship God. Abraham built an altar. He put wood on the altar. Then he put Isaac on the altar. Abraham was going to obey God. He was going to sacrifice his son.

Suddenly, Abraham heard his name. It was an angel of God. The angel told Abraham not to hurt Isaac. Abraham looked up. He saw a ram caught in the bushes. Abraham took the ram. He offered it as a sacrifice to God. That day, Isaac learned that God would take care of him.

Later, Isaac married Rebekah (ri-**bek**-uh). They had twin sons named Jacob (**jey**-kuhb) and Esau (**ee**-saw). Isaac told his sons how God took care of him. He told them that God would take care of them also.



You can learn from Isaac's biography. You can learn that God will take care of you.

You can read the story about Isaac in the Bible. The story about Isaac and Abraham can be found in Genesis 22:1-19. Isaac and Rebekah's story is in Genesis 25:19-26.



Answer the questions about the story of Isaac.

1.1

a. Who were Isaac's mother and father?

b. How old was Abraham when Isaac was born?

c. What does the name Isaac mean?

d. Who was the special person that talked to Abraham on the mountain?

e. What did Abraham offer to God as a sacrifice?

f. What was the name of Isaac's wife?

g. What were the names of Isaac's twin sons?

h. What book of the Bible tells the story about Isaac?



Read the sentences. They are not in the right order. What happened first? What happened next? What happened last? Write the sentences on the lines in the correct order.

1.2

Isaac married Rebekah.

Abraham and Isaac went up the mountain.

Abraham and Sarah named their son Isaac.

1.

2.

3.

Spelling Words 5-1 (Diphthongs ou, ow)

- | | | | | | |
|--------|-------|------|-------|------|------|
| around | found | loud | crowd | fowl | town |
| count | house | noun | crown | owl | wow |



Word Shapes. Write the spelling words in the boxes.

1.3

| | | | |
|----|--|----|--|
| d. | | b. | |
| c. | | d. | |
| e. | | f. | |
| g. | | h. | |
| i. | | j. | |
| k. | | l. | |

Phonics - Diphthongs oi, oy

A **diphthong** is two vowel sounds that come together so fast they sound like one syllable.

The letters /oi/ and /oy/ make a special sound together. They make the vowel sound that you hear in the word *toy* or *oil*. Usually the letters /oy/ are at the end of a word. The letters /oi/ are at the beginning or middle of a word.



Write the letters in the blank to make words. Read the words.

1.4

oi

t |

f |

nk

j n

n se

1.5

oy

b

j

enj

ann

dec



Read the sentences. Unscramble the letters of the missing /oi/ or /oy/ word to make a word that completes each sentence.

1.6

a. Loy is a _____ .
oby



b. He likes to wear a _____ hat.
cwooby



c. Loy painted a duck _____ .
yoced

d. He used _____ paint on the duck **decoy**.
loi



e. Loy had to make a _____ about which colors to use.
choiec

f. Loy also _____ gardening.
edenjoy



g. He liked to plant seeds in the _____ .
oils

h. He really liked to plant _____ seeds.
beansoy

i. He hoped the seeds would not _____ .
poils

j. He took great _____ in his work.
oyj

k. _____ liked to collect things.
oyL

l. He liked his gold _____ best.
snioC






Read the story about Roy. Circle the words that have the diphthongs /oi/ or /oy/.

1.7

Roy



Roy is a boy. Roy had to make a choice. He had to choose which toy he would enjoy. Would he like a cowboy hat or a microphone that changed his voice? His mother foiled his plan. She gave him some gold coins, oil paints, and a duck decoy.



SELF TEST 1

Each answer = 1 point

These words need the diphthong /oi/ or /oy/ added to correctly spell each word. Write the letters /oi/ or /oy/ on the blanks to make a word.

1.01 _____ l

1.02 t _____

1.03 j _____ n

1.04 b _____

1.05 dec _____

1.06 c _____ n

1.07 s _____ l

1.08 j _____

1.09 m _____ st

Look at the /oi/ or /oy/ words you wrote for the first nine problems. Find the words that rhyme with *Roy* and the words that rhyme with *loin* and write them on the lines.

| Roy | loin |
|-------------|-------------|
| 1.010 _____ | 1.014 _____ |
| 1.011 _____ | 1.015 _____ |
| 1.012 _____ | |
| 1.013 _____ | |

Circle the ending mark that correctly completes each sentence.

1.016 A question sentence ends with a ? . !

1.017 A exclamation sentence ends with a ? . !

1.018 A statement sentence ends with a ? . !

Add the letters /u/ or /w/ to the blanks to correctly spell each word with the diphthong /ou/ or /ow/.

1.019 co _____

1.020 lo _____ d

1.021 mo _____ se

1.022 o _____ l







Teacher Check

Initial Date



My Score



804 N. 2nd Ave. E.
Rock Rapids, IA 51246-1759

800-622-3070
www.aop.com

LAN0205 - Feb '17 Printing

ISBN 978-0-7403-1936-5



9 780740 319365